

Judges

16th World Age Group Games

Hannover - Germany

- 22.10.2003 -



FONDÉE EN 1881

Judges-Panel - 1 :

Trampoline - Girls - 11/12

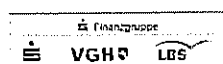
Superior-Judge:	Pat Henderson	
SJudge-assistent:	Heike Rath	Namibian
Execution-Judge 1:	João Oliveira	Portugal
Execution-Judge 2:	Robert Wagner	Germany
Execution-Judge 3:	Jozef Pronczuk	Poland
Execution-Judge 4:	Carlos Alaenio Rocha	Brazil
Execution-Judge 5:	Emanuela Raimonda	Italy
Difficulty-Judge:	Jenny Söderlund	Sweden
Assistent-difficulty:	Brett Austin	Australia
Protokoll 1:		
Protokoll 2:		

Judging at the following competitions:

11 - TRA-IND - Girls - 11/12

Preliminary + Final

WinTWK-V1.4 103 - 23.10.2003 09:17:32





Results-Final

16th World Age Group Games

Hannover - Germany

- 22.10.2003 -


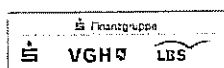


FONDÉE EN 1881

11 - TRA-IND - Girls - 11/12		J1	J2	J3	J4	J5	Diff	Points	Total
1	Katie Ianson (1991) Great Britain	Rnd 3: 7.90	8.20	8.60	8.00	7.90	10.00	34.10	34.10
2	Samantha Sendel (1991) Canada	Rnd 3: 7.90	7.90	8.30	8.00	7.60	10.10	33.90	33.90
3	Katish Berruga (1992) Spain	Rnd 3: 8.20	8.40	8.40	8.20	8.40	8.70	33.70	33.70
4	Dacyn Caudell (1991) USA	Rnd 3: 7.60	7.60	7.30	7.70	7.40	10.00	32.60	32.60
5	Aleksandra Krupnina (1992) Russia	Rnd 3: 7.60	7.60	8.00	7.80	7.70	9.10	32.20	32.20
6	Nani Vercruyssen (1992) USA	Rnd 3: 6.30	6.80	6.20	6.70	6.50	10.20	29.70	29.70

Pat Henderson FIG

WinTWK-V1.4.103 - 22.10.2003 17:34:00





Results

16th World Age Group Games

Hannover - Germany

- 22.10.2003 -



FONDÉE EN 1881

11 - TRA-IND - Girls - 11/12		J1	J2	J3	J4	J5	Diff	Points	Total
1	Katish Berruga (1992) Spain	Rnd.1: 8.30	8.40	8.30	8.40	8.10	8.70	33.70	33.70
2	Katie Ianson (1991) Great Britain	Rnd.1: 7.50	7.80	7.70	7.80	7.80	10.00	33.30	33.30
3	Nani Verduyssen (1992) USA	Rnd.1: 7.60	7.80	7.70	7.70	7.50	10.20	33.20	33.20
4	Samantha Sendel (1991) Canada	Rnd.1: 7.80	7.70	7.30	7.90	7.50	10.10	33.10	33.10
5	Dacyn Caudell (1991) USA	Rnd.1: 7.80	7.70	7.20	7.80	7.40	10.00	32.90	32.90
6	Aleksandra Krupnina (1992) Russia	Rnd.1: 7.70	7.60	8.10	7.80	7.90	9.10	32.50	32.50
7	Imogen Gunner (1992) Great Britain	Rnd.1: 7.80	7.70	7.60	7.80	7.60	9.00	32.10	32.10
8	Natalia Maciejewska (1991) Poland	Rnd.1: 7.60	7.70	7.90	7.80	7.30	9.00	32.10	32.10
9	Emma Scanlon (1991) Great Britain	Rnd.1: 7.60	7.60	7.90	7.50	7.30	9.40	32.10	32.10
10	Haruna Yagi (1992) Japan	Rnd.1: 8.10	8.50	8.00	8.10	8.20	7.50	31.90	31.90
11	Sheila Gonzalez (1992) Spain	Rnd.1: 8.00	7.80	8.10	7.80	7.60	8.20	31.80	31.80
12	Kelsie Porter (1991) USA	Rnd.1: 7.30	7.40	7.50	7.40	7.20	9.70	31.80	31.80
13	Risa Takayama (1991) Japan	Rnd.1: 8.30	8.30	7.70	7.80	7.90	7.70	31.70	31.70
14	Misaki Kurata (1991) Japan	Rnd.1: 8.40	8.30	8.00	8.10	8.10	7.10	31.60	31.60
15	Ivana Troiano (1991) Argentina	Rnd.1: 7.50	7.80	8.00	7.70	7.60	8.30	31.40	31.40
16	Ayana Yamada (1992) Japan	Rnd.1: 7.60	7.50	7.00	7.50	7.40	8.90	31.30	31.30
17	Zita Frydrychova (1991) Czech Republic	Rnd.1: 7.40	7.50	6.80	7.60	7.50	8.90	31.30	31.30
18	Katrina Yeoman (1991) Australia	Rnd.1: 7.10	7.50	7.40	7.30	7.20	9.40	31.30	31.30
19	Kerry Lukies (1991) New Zealand	Rnd.1: 7.80	8.00	7.90	7.90	7.40	7.60	31.20	31.20
20	Katharina Rump (1991) Germany	Rnd.1: 7.80	7.80	7.80	7.60	7.70	7.70	31.00	31.00
21	Katherine McLeod (1991) Canada	Rnd.1: 7.90	7.80	7.70	7.50	7.60	7.70	30.80	30.80
22	Kelsey Kubels (1991) Canada	Rnd.1: 7.50	7.60	7.50	7.70	7.30	8.20	30.80	30.80
23	Christina Sainz (1991) Spain	Rnd.1: 7.40	7.60	7.00	7.40	7.00	8.90	30.70	30.70
24	Kinga Török (1992) Hungary	Rnd.1: 7.50	7.70	7.40	7.70	7.90	7.70	30.60	30.60
25	Rebecca Abel (1991) Canada	Rnd.1: 8.00	8.10	7.70	8.00	8.20	6.40	30.50	30.50

WinTWK-V1.4.103 - 22.10.2003 14:00:33





Results

16th World Age Group Games

Hannover - Germany

- 22.10.2003 -



FONDÉE EN 1881

11 - TRA-IND - Girls - 11/12		J1	J2	J3	J4	J5	Diff	Points	Total
26	Sian Meldrum (1991) Great Britain	Rnd.1: 7.50	7.60	7.40	7.60	7.60	7.80	30.50	30.50
27	Elena Wille (1991) Germany	Rnd.1: 7.50	7.60	7.40	7.50	7.80	7.40	30.00	30.00
28	Kamilla Dehn (1992) Denmark	Rnd.1: 7.50	7.30	7.50	7.80	7.60	7.30	29.90	29.90
29	Jody Spear (1991) Australia	Rnd.1: 7.30	7.40	7.20	7.50	7.20	8.00	29.90	29.90
30	Vanessa Santos (1991) Brazil	Rnd.1: 7.90	7.90	8.00	8.00	8.40	5.90	29.80	29.80
31	Hayley Tagell (1991) Australia	Rnd.1: 7.00	7.00	7.40	7.30	7.10	8.40	29.80	29.80
32	Bianca Budler (1992) South Africa	Rnd.1: 6.60	7.10	6.80	7.20	7.20	8.30	29.40	29.40
33	Darya Shalimova (1991) Kazakhstan	Rnd.1: 7.00	7.00	6.80	6.90	6.80	8.30	29.00	29.00
34	Romin Meijering (1991) Netherlands	Rnd.1: 7.80	7.50	7.40	7.60	7.70	6.10	28.90	28.90
35	Nikki Alkema (1992) Netherlands	Rnd.1: 7.50	7.60	7.00	7.70	7.40	6.10	28.60	28.60
36	Julienne O'Rourke (1991) Australia	Rnd.1: 7.00	6.80	6.60	7.20	6.90	7.70	28.40	28.40
37	Anelise Andrade (1991) Brazil	Rnd.1: 7.80	7.60	7.20	7.70	7.50	5.30	28.10	28.10
38	Yentl Van Orshaegen Belgium	Rnd.1: 7.30	7.30	7.00	7.20	7.30	6.10	27.90	27.90
39	Robin Van der Werf (1991) Netherlands	Rnd.1: 7.40	7.10	7.50	7.70	7.50	5.20	27.60	27.60
40	Leah Soerensen (1991) Denmark	Rnd.1: 6.70	6.60	6.60	7.00	7.00	7.00	27.30	27.30
41	Sofia Pereira (1991) Portugal	Rnd.1: 7.90	7.30	7.40	7.60	7.30	4.80	27.10	27.10
42	Ingrid Alves (1991) Brazil	Rnd.1: 6.50	6.70	6.70	7.20	6.30	7.20	27.10	27.10
43	Sofie Ceupens Belgium	Rnd.1: 6.60	6.60	6.30	7.00	6.80	6.50	26.50	26.50
44	Sandra Santos (1992) Portugal	Rnd.1: 6.90	7.20	7.10	7.40	7.10	5.00	26.40	26.40
45	Jeanine Joosten (1991) Namibian	Rnd.1: 7.00	7.00	6.90	7.00	6.90	5.20	26.10	26.10
46	Livia Rego (1992) Brazil	Rnd.1: 6.40	6.50	6.00	6.60	6.60	5.50	25.00	25.00
47	Alberte Breinholt (1992) Denmark	Rnd.1: 5.70	5.80	5.30	5.70	5.40	5.90	22.70	22.70
48	Rita Veiga (1991) Portugal	Rnd.1: 5.40	4.90	5.30	4.80	4.80	3.30	18.30	18.30
49	Laura Garcia (1991) Spain	Rnd.1: 3.10	2.60	3.40	2.50	2.90	5.20	13.80	13.80
50	Viktoriya Gurova (1992) Ukraine	Rnd.1: 2.70	2.70	2.90	3.00	2.90	3.10	11.60	11.60

WinTWK-V1.4.103 - 22.10.2003 14:00:34





Results

16th World Age Group Games

Hannover - Germany

- 22.10.2003 -



11 - TRA-IND - Girls - 11/12		J1	J2	J3	J4	J5	Diff	Points	Total
51	Janci Karvas (1992) USA	Rnd.1: 1.50	1.70	1.80	1.60	1.40	3.60	8.40	8.40
52	Tara Fokké (1991) Netherlands	Rnd.1: 1.50	1.50	1.20	1.50	1.60	3.40	7.90	7.90
53	Esmeralda Pereira (1991) Portugal	Rnd.1: 0.00	0.00	0.00	0.00	0.00	1.30	1.30	1.30
54	Linda Rüter (1991) Germany	Rnd.1: 0.00	0.00	0.00	0.00	0.00	1.10	1.10	1.10

WinTWK-V1.4.103 - 22.10.2003 14:00:36





Judges

16th World Age Group Games

Hannover - Germany

- 23.10.2003 -



FONDÉE EN 1881

Judges-Panel - 9 :

Trampoline - Girls - 13/14

Superior-Judge:	John Beeton	
SJudge-assistent:	Margarita Zermeno	Mexico
Execution-Judge 1:	Marcos Oliveira	Brazil
Execution-Judge 2:	Inger Lind	Denmark
Execution-Judge 3:	Tomoko Haya	Japan
Execution-Judge 4:	Patty Conor	USA
Execution-Judge 5:	Martin Laws	Great Britain
Difficulty-Judge:	Jenny Söderlund	Sweden
Assistent-difficulty:	Brett Austin	Australia

Protokoll 1:

Protokoll 2:

Judging at the following competitions:

13 - TRA-IND - Girls - 13/14

~~13 - TRA-IND - Girls - 13/14~~ + Final

Handwritten signature and FIG logo

WinTWK-V1.4.103 - 23.10.2003 13:04:17





Results Final

16th World Age Group Games


Hannover - Germany

- 23.10.2003 -



FONDÉE EN 1881

13 - TRA-IND - Girls - 13/14		J1	J2	J3	J4	J5	Diff	Points	Total
1	Lisha Wang (1990) China	Rnd.3: 8.30	8.20	8.30	8.60	8.40	10.30	35.30	35.30
2	Olena Syvanych (1989) Ukraine	Rnd.3: 8.00	8.20	8.00	7.80	7.90	11.30	35.20	35.20
3	Olga Sinitsina (1990) Belarus	Rnd.3: 8.20	8.50	8.20	8.40	8.20	9.90	34.70	34.70
4	Yin Bao (1990) China	Rnd.3: 8.00	7.90	7.90	8.00	8.20	10.60	34.50	34.50
5	Bethany Bailey (1990) Australia	Rnd.3: 7.50	7.60	7.50	7.40	7.50	8.80	31.30	31.30
6	Carina Baumgärtner (1990) Germany	Rnd.3: 0.00	0.00	0.00	0.00	0.00	1.50	1.50	1.50



WinTWK-V1.4.103 - 23.10.2003 17:12:06





Judges
16th World Age Group Games
Hannover - Germany
- 23.10.2003 -



Judges-Panel - 9 : **Trampoline - Girls - 13/14**

Superior-Judge:	John Beeton	FIG
SJudge-assistent:	Inger Lind	Denmark
Execution-Judge 1:	Marcos Oliveira	Brazil
Execution-Judge 2:	Margarita Zermeno	Mexico
Execution-Judge 3:	Tomoko Haya	Japan
Execution-Judge 4:	Petty Conor	USA
Execution-Judge 5:	Jozef Pronczuk	Poland
Difficulty-Judge:	Jenny Söderlund	Sweden
Assistent-difficulty:	Brett Austin	Australia
Protokoll 1:		
Protokoll 2:		


Judging at the following competitions:

13 - Trampolin - Girls - 13/14

Preliminary ~~Final~~

WinTWK-V1.4.103 - 21.10.2003 18:08:27





Results Qualification

16th World Age Group Games

Hannover - Germany

- 23.10.2003 -



FONDÉE EN 1881

13 - TRA-IND - Girls - 13/14		J1	J2	J3	J4	J5	Diff	Points	Total
1	Lisha Wang (1990) China	Rnd 1: 8.20	8.20	8.10	8.30	7.30	10.30	34.80	34.80
2	Yin Bao (1990) China	Rnd 1: 8.20	8.20	7.90	8.00	7.80	10.60	34.70	34.70
3	Olga Slnitsina (1990) Belarus	Rnd 1: 8.00	8.10	8.00	7.90	8.00	9.90	33.90	33.90
4	Olena Syvanych (1989) Ukraine	Rnd 1: 7.40	7.70	7.60	7.50	7.20	11.20	33.70	33.70
5	Bethany Bailey (1990) Australia	Rnd 1: 8.30	7.90	8.20	8.30	8.00	9.00	33.50	33.50
6	Carina Baumgärtner (1990) Germany	Rnd 1: 7.50	7.90	7.50	7.60	8.00	10.40	33.40	33.40
7	Yasmin Gumbs (1990) Great Britain	Rnd 1: 7.60	7.80	7.40	7.60	7.40	10.60	33.20	33.20
8	Lara Hüninghake (1989) Germany	Rnd 1: 8.10	7.90	7.80	8.00	7.80	9.40	33.10	33.10
9	Claire Lizarraga (1989) Spain	Rnd 1: 7.70	7.80	7.60	7.40	7.30	10.30	33.00	33.00
10	Emilie Widlund (1989) Sweden	Rnd 1: 7.80	7.80	7.80	7.80	7.40	9.50	32.90	32.90
11	Kazuyo Minato (1989) Japan	Rnd 1: 7.90	8.20	8.30	7.90	7.80	8.70	32.70	32.70
12	Giovanna Matheus (1989) Brazil	Rnd 1: 7.90	7.90	7.80	8.00	7.80	9.10	32.70	32.70
13	Caitlin Thomson (1989) Great Britain	Rnd 1: 7.20	7.50	7.30	7.70	7.00	10.70	32.70	32.70
14	Batanay Kolcu Belgium	Rnd 1: 7.80	8.00	8.10	8.20	7.70	8.50	32.40	32.40
15	Svitlana Syvanych (1990) Ukraine	Rnd 1: 7.30	7.50	7.50	7.50	6.80	10.10	32.40	32.40
16	Olga Ruzhanska (1990) Ukraine	Rnd 1: 7.60	7.50	7.60	8.00	7.90	9.10	32.20	32.20
17	Starr Smith (1989) USA	Rnd 1: 7.20	7.20	7.10	7.20	7.40	10.50	32.10	32.10
18	Kimberley Shea (1990) New Zealand	Rnd 1: 7.80	7.50	7.70	7.70	7.90	8.80	32.00	32.00
19	Anastasia Zhuravleva Russia	Rnd 1: 7.00	7.40	7.60	7.40	7.50	9.70	32.00	32.00
20	Claire BouSSION (1990) France	Rnd 1: 7.70	7.80	7.80	8.00	7.40	8.50	31.80	31.80
21	Roxy Milliner (1989) Great Britain	Rnd 1: 7.50	7.30	7.50	7.40	7.70	9.40	31.80	31.80
22	Marina Samohvalova (1990) Belarus	Rnd 1: 7.30	7.00	7.00	6.80	7.30	10.50	31.80	31.80
23	Natalia Zhuravleva Russia	Rnd 1: 7.40	7.50	7.20	7.30	7.20	9.60	31.50	31.50
24	Tatiana Piatkina (1989) Russia	Rnd 1: 7.30	7.60	7.60 -	7.90	7.40	8.70	31.30	31.30
25	Renata Teles (1989) Brazil	Rnd 1: 7.50	7.50	7.20	7.40	7.40	9.00	31.30	31.30

WinTWK-V1.4.103 - 23.10.2003 12:55:56





Results Qualification

16th World Age Group Games

Hannover - Germany

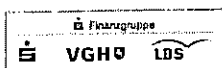
- 23.10.2003 -

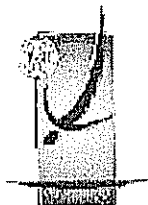


FONDÉE EN 1881

13 - TRA-IND - Girls - 13/14		J1	J2	J3	J4	J5	Diff	Points	Total
26	Alaina Williams (1990) USA	Rnd 1: 7.00	7.30	7.00	7.30	7.10	9.90	31.30	31.30
27	Kanae Nakamura (1989) Japan	Rnd 1: 7.70	8.00	8.00	7.90	8.20	7.30	31.20	31.20
28	Yurie Ojima (1990) Japan	Rnd 1: 7.50	7.80	7.80	7.80	7.80	7.70	31.10	31.10
29	Julia Fernandez (1989) Brazil	Rnd 1: 7.60	7.80	7.70	7.50	7.60	8.10	31.00	31.00
30	Danore Hendriks (1989) Netherlands	Rnd 1: 7.60	7.60	7.50	7.60	7.60	8.20	31.00	31.00
31	Tessa Wiederholdt (1990) Netherlands	Rnd 1: 7.30	7.20	7.30	7.30	6.90	9.20	31.00	31.00
32	Anita Cirillo (1989) Canada	Rnd 1: 7.70	7.50	7.60	7.50	7.70	8.10	30.90	30.90
33	Beatriz Gonzalez (1989) Spain	Rnd 1: 7.80	7.70	7.50	7.50	7.50	8.20	30.90	30.90
34	Alexandra Kohler (1989) Germany	Rnd 1: 7.40	7.50	7.50	7.30	7.40	8.50	30.80	30.80
35	Jaimi Meyer (1990) Australia	Rnd 1: 7.20	6.80	6.50	7.30	6.80	10.00	30.80	30.80
36	Luda Golovina (1990) Georgia	Rnd 1: 6.50	7.20	6.70	6.60	6.40	11.00	30.80	30.80
37	Mao Kuramochi (1990) Japan	Rnd 1: 7.90	7.60	7.70	7.60	7.60	7.70	30.60	30.60
38	Deborah Vefema (1989) Netherlands	Rnd 1: 7.40	7.60	7.50	7.70	7.50	8.00	30.60	30.60
39	Suzanne Stewart (1989) Australia	Rnd 1: 7.20	7.40	7.40	7.10	7.20	8.80	30.60	30.60
40	Amy Stroud (1988) Canada	Rnd 1: 7.80	7.50	7.40	7.50	7.40	8.10	30.50	30.50
41	Paula Parkyn (1990) Canada	Rnd 1: 7.20	7.40	7.50	7.40	7.40	8.30	30.50	30.50
42	Emily Frost (1990) Sweden	Rnd 1: 7.00	7.40	7.10	7.30	7.30	8.50	30.20	30.20
43	Pernille Dietz (1990) Denmark	Rnd 1: 7.30	7.40	7.20	7.40	7.40	8.00	30.10	30.10
44	Mihaela Milevschi (1990) Moldova	Rnd 1: 7.50	7.30	7.50	7.30	7.80	7.60	29.90	29.90
45	Emily Laing (1989) New Zealand	Rnd 1: 7.10	7.20	7.40	7.00	6.80	8.60	29.90	29.90
46	Kaci Barry (1990) USA	Rnd 1: 6.50	7.30	6.90	6.70	6.70	9.60	29.90	29.90
47	Petra Anyzova (1989) Czech Republic	Rnd 1: 7.40	7.30	7.30	7.30	7.50	7.70	29.70	29.70
48	Sally Brown (1990) Australia	Rnd 1: 7.20	7.00	6.70	7.20	6.90	8.50	29.60	29.60
49	Sofia Quintas (1989) Portugal	Rnd 1: 7.70	7.60	7.60	7.90	7.70	6.10	29.10	29.10
50	Daniella Strom (1989) Sweden	Rnd 1: 7.10	7.30	7.10	7.20	7.40	7.50	29.10	29.10

WinTWK-V1.4.103 - 23.10.2003 12:55:57





Results Qualification

16th World Age Group Games

Hannover - Germany

- 23.10.2003 -



FONDÉE EN 1881

13 - TRA-IND - Girls - 13/14		J1	J2	J3	J4	J5	Diff	Points	Total
51	Virgine Masse (1990) France	Rnd 1: 7.40	6.90	7.00	7.10	7.40	7.60	29.10	29.10
52	Nadla Morganho (1989) Portugal	Rnd 1: 7.30	7.30	7.40	7.50	7.20	7.00	29.00	29.00
53	Gabriela Palacka (1989) Czech Republic	Rnd 1: 7.80	7.40	7.70	8.00	7.60	5.50	28.60	28.60
54	Andreia Cruz (1989) Portugal	Rnd 1: 7.20	7.10	7.10	7.40	7.20	6.90	28.40	28.40
55	Sonja Erikäinen (1989) Finland	Rnd 1: 6.80	6.80	6.50	6.80	6.40	8.30	28.40	28.40
56	Xochitl Olvera (1989) Mexico	Rnd 1: 6.80	7.10	6.90	6.80	6.40	7.80	28.30	28.30
57	Mignone Alenteys Belgium	Rnd 1: 7.40	7.00	6.90	7.20	6.40	7.10	28.20	28.20
58	Leanna Carragher (1989) Ireland	Rnd 1: 7.00	7.00	6.90	6.90	6.80	7.40	28.20	28.20
59	Anne Verwimp Belgium	Rnd 1: 6.90	6.90	7.00	7.10	6.70	7.10	27.90	27.90
60	Fiona Mc Govern (1989) Ireland	Rnd 1: 6.40	6.00	6.50	6.60	6.50	7.00	26.40	26.40
61	Nikolett Török (1989) Hungary	Rnd 1: 6.30	6.70	6.50	6.10	6.60	6.80	26.20	26.20
62	Cristina Silva (1989) Portugal	Rnd 1: 6.90	6.90	6.90	6.80	7.20	5.30	26.00	26.00
63	Louise Joergensen (1989) Denmark	Rnd 1: 6.20	6.30	6.50	6.60	6.50	6.40	25.70	25.70
64	Stefanie De Smet Belgium	Rnd 1: 5.20	5.30	5.40	5.60	5.30	7.10	23.10	23.10
65	Agnes Sa'ri (1990) Hungary	Rnd 1: 5.20	5.60	5.60	5.00	5.70	6.50	22.90	22.90
66	Anita Pot (1989) Netherlands	Rnd 1: 4.50	4.50	4.00	4.80	4.40	6.50	19.90	19.90
67	Michelle Qvist (1989) Sweden	Rnd 1: 3.50	3.70	3.70	3.70	3.50	4.60	15.50	15.50
68	Jelena Lössakova (1990) Finland	Rnd 1: 3.40	3.40	3.40	3.60	3.60	4.60	15.00	15.00
69	Brittany McGann (1989) Canada	Rnd 1: 3.50	3.40	3.60	3.60	3.00	4.40	14.90	14.90
70	Danielle Pletruszka (1990) Great Britain	Rnd 1: 2.80	2.80	2.70	2.90	2.40	5.90	14.20	14.20
71	Bárbara Silva (1989) Brazil	Rnd 1: 3.10	3.00	3.00	3.20	2.80	4.40	13.50	13.50
72	Michelle le Roux (1990) Namibian	Rnd 1: 2.70	2.40	2.70	2.60	2.70	4.90	12.90	12.90
73	Irina Illicheva (1990) Russia	Rnd 1: 2.20	2.30	2.10	2.20	2.00	4.60	11.10	11.10
74	Alicia Fajardo (1990) Spain	Rnd 1: 2.10	2.20	1.90	2.00	2.20	4.60	10.90	10.90
75	Taylor Strickland (1990) USA	Rnd 1: 1.90	1.90	1.90	2.00	2.20	4.60	10.40	10.40

Handwritten signature and 'FIG' stamp

WinTWK-V1 4.103 - 23.10.2003 12:55:57





Results Qualification

16th World Age Group Games

Hannover - Germany

- 23.10.2003 -




FONDÉE EN 1881

13 - TRA-IND - Girls - 13/14		J1	J2	J3	J4	J5	Diff	Points	Total
76	Nina Payonne (1989) France	Rnd 1: 1.30	1.00	1.20	1.40	1.40	1.80	5.70	5.70
77	Christiane Ungar (1989) Germany	Rnd 1: 0.70	0.60	0.70	0.70	0.70	1.90	4.00	4.00
78	M ^a Angeles Gonzalez (1990) Spain	Rnd 1: 0.00	0.00	0.00	0.00	0.00	1.50	1.50	1.50

Handwritten signature and 'FIG' stamp

WinTWK-V1.4.103 - 23.10.2003 12:55:57





Judges

16th World Age Group Games

Hannover - Germany

- 24.10.2003 -



Judges-Panel - 17 :

Trampoline - Girls - 15/16

Superior-Judge:	John Beeton	FIG
S.Judge-assistent:	Xing Liu	China
Execution-Judge 1:	Inmaculada Pazos	Spain
Execution-Judge 2:	Heike Rath	Namibia
Execution-Judge 3:	Jakub Zaim	Poland
Execution-Judge 4:	Emiliya Zhekova	Bulgaria
Execution-Judge 5:	Camen Domini	Argentina
Difficulty-Judge:	Bo Tureby	Denmark
Assistent-difficulty:	Heidi Berger	Germany

Protokoll 1:

Protokoll 2:

Judging at the following competitions:


15 - TRA-IND - Girls - 15/16

Qualification + Final



Handwritten signature and initials

WinTWK-V1.4.103 - 24.10.2003 09:58:03





Results Final

16th World Age Group Games

Hannover - Germany

- 24.10.2003 -




FONDÉE EN 1881

15 - TRA-IND - Girls - 15/16		J1	J2	J3	J4	J5	Diff	Points	Total
1	Alaina Herbert (1988) USA	Rnd 3: 8.50	8.30	8.60	8.20	8.40	13.50	38.70	38.70
2	Xingping Zhong (1987) China	Rnd 3: 8.40	8.70	8.40	8.40	8.10	13.00	38.20	38.20
3	Dan Li (1988) China	Rnd 3: 8.30	8.30	8.30	8.20	8.20	12.70	37.50	37.50
4	Hannah Lewis (1987) Great Britain	Rnd 3: 8.10	8.30	8.00	7.90	8.00	12.70	36.80	36.80
5	Rosie MacLennan (1988) Canada	Rnd 3: 8.00	8.00	8.00	8.10	8.00	12.30	36.30	36.30
6	Ana Rente (1988) Portugal	Rnd 3: 7.70	7.30	7.50	7.20	7.00	13.10	35.10	35.10

Handwritten signature and 'FIG' stamp

WinTWK-V1.4.103 - 24.10.2003 17:18:52





Results Qualification

16th World Age Group Games

Hannover - Germany

- 24.10.2003 -




FONDÉE EN 1881

15 - TRA-IND - Girls - 15/16		J1	J2	J3	J4	J5	Diff	Points	Total
1	Ana Rente (1988) Portugal	Rnd 1: 8.20	8.60	8.20	8.20	8.30	12.90	37.60	37.60
2	Dan Li (1988) China	Rnd 1: 8.30	8.00	8.40	8.30	7.90	12.70	37.30	37.30
3	Rosie McLennan (1988) Canada	Rnd 1: 8.20	8.30	8.50	8.10	7.90	12.50	37.10	37.10
4	Alaina Herbert (1988) USA	Rnd 1: 7.90	8.10	8.00	8.10	7.90	12.90	36.90	36.90
5	Hannah Lewis (1987) Great Britain	Rnd 1: 7.70	8.00	8.00	8.10	8.20	12.70	36.80	36.80
6	Xingping Zhong (1987) China	Rnd 1: 8.30	7.70	7.90	8.00	7.90	13.00	36.80	36.80
7	Stacey Dann (1988) Great Britain	Rnd 1: 7.90	8.10	7.90	8.00	7.90	12.00	35.80	35.80
8	Livia Moor (1988) Switzerland	Rnd 1: 8.30	8.30	8.50	8.90	8.20	10.60	35.70	35.70
9	Brittany Dircks (1987) USA	Rnd 1: 7.80	8.00	8.00	7.60	8.10	11.80	35.60	35.60
10	Jenny Wescott (1988) USA	Rnd 1: 7.40	7.90	7.70	7.60	7.50	12.70	35.50	35.50
11	Agnieszka Stanek (1988) Poland	Rnd 1: 7.70	7.80	7.70	7.80	7.60	12.20	35.40	35.40
12	Alina Khametzanova (1988) Russia	Rnd 1: 8.00	8.10	8.10	8.20	8.00	11.00	35.20	35.20
13	Kelsi Semeschuk (1987) Canada	Rnd 1: 8.00	7.90	8.20	7.90	7.90	10.70	34.50	34.50
14	Victoria Voronina (1988) Russia	Rnd 1: 8.10	8.00	7.90	7.60	8.10	10.40	34.40	34.40
15	Catherine Auerbach (1988) Germany	Rnd 1: 7.80	7.90	7.80	8.00	8.30	10.60	34.30	34.30
16	Nicole Pacheco (1987) Portugal	Rnd 1: 8.00	8.20	7.50	8.00	7.70	10.60	34.30	34.30
17	Amandine Vial (1988) France	Rnd 1: 7.40	8.10	7.70	7.90	7.70	11.00	34.30	34.30
18	Camille Dru (1987) France	Rnd 1: 7.50	8.40	8.20	7.70	7.60	10.60	34.10	34.10
19	Marie Trampisch (1987) Germany	Rnd 1: 8.30	8.20	8.30	8.20	8.20	9.30	34.00	34.00
20	Hannah Davies (1987) Great Britain	Rnd 1: 7.40	7.60	7.90	7.90	7.90	10.50	33.90	33.90
21	Cory Kozmik (1987) Canada	Rnd 1: 8.10	7.60	7.80	8.10	8.00	9.80	33.70	33.70
22	Maryna Kyyko (1987) Ukraine	Rnd 1: 7.50	7.50	7.50	7.40	6.90	11.20	33.60	33.60
23	Ilyan Key (1987) Australia	Rnd 1: 8.00	8.30	8.10	8.50	7.80	9.00	33.40	33.40
24	Sofia Esménio (1988) Portugal	Rnd 1: 7.90	7.60	7.40	7.80	7.70	10.30	33.40	33.40
25	Mika Futagi (1988) Japan	Rnd 1: 8.40	8.50	8.00	8.30	8.20	8.40	33.30	33.30

WinTWK-V1.4.103 - 24.10.2003 12:50:58





Results Qualification

16th World Age Group Games

Hannover - Germany

- 24.10.2003 -



FONDÉE EN 1881

15 - TRA-IND - Girls - 15/16		J1	J2	J3	J4	J5	Diff	Points	Total
26	Louise Stack (1988) Australia	Rnd 1: 7.60	7.80	7.80	8.00	8.00	9.30	32.90	32.90
27	Liliya Silyutina (1987) Ukraine	Rnd 1: 7.50	7.70	7.60	7.70	7.30	10.00	32.80	32.80
28	Erica Hart (1987) Canada	Rnd 1: 7.30	7.50	7.90	7.90	7.50	9.70	32.60	32.60
29	Verena Rodemann (1987) Germany	Rnd 1: 7.20	7.20	7.70	7.30	7.60	10.40	32.50	32.50
30	Tammy Vink (1988) Netherlands	Rnd 1: 7.80	7.90	7.80	7.70	8.10	8.90	32.40	32.40
31	Yukiko Kodama (1987) Japan	Rnd 1: 8.20	8.10	8.30	8.30	8.10	7.70	32.30	32.30
32	Mayuko Sakai (1987) Japan	Rnd 1: 8.00	8.20	7.80	7.90	8.00	8.40	32.30	32.30
33	Haruka Nakata (1988) Japan	Rnd 1: 7.70	7.50	7.70	7.70	8.10	8.60	31.70	31.70
34	Mellna Wirtz (1987) Argentina	Rnd 1: 7.40	7.30	7.30	7.40	7.50	9.50	31.60	31.60
35	Carmen Garcia (1987) Spain	Rnd 1: 8.10	7.70	8.00	7.80	7.70	8.00	31.50	31.50
36	Anna Savchenko (1987) Russia	Rnd 1: 7.30	7.10	7.50	7.50	7.50	9.20	31.50	31.50
37	Karolina Muchova (1987) Czech Republic	Rnd 1: 7.80	7.70	7.70	7.70	7.70	8.30	31.40	31.40
38	Ana Paula Teixeira (1987) Brazil	Rnd 1: 7.50	7.70	7.50	7.50	7.50	8.90	31.40	31.40
39	Jessica Tiede (1988) Germany	Rnd 1: 7.40	7.50	7.40	7.50	7.30	8.90	31.20	31.20
40	Emma Frost (1988) Sweden	Rnd 1: 7.70	8.00	7.60	7.80	7.70	7.80	31.00	31.00
41	Jana Vaculinova (1987) Czech Republic	Rnd 1: 7.20	7.40	7.30	7.20	7.50	9.10	31.00	31.00
42	Camilla Nielsen (1987) Denmark	Rnd 1: 7.00	7.00	7.50	7.10	7.20	9.10	30.40	30.40
43	Ashleigh Barr (1987) Ireland	Rnd 1: 7.40	7.80	7.40	7.60	7.30	7.60	30.00	30.00
44	Virginia Gontijo Lins (1987) Brazil	Rnd 1: 7.50	6.90	7.30	7.40	7.60	7.80	30.00	30.00
45	Romina Solis (1988) Argentina	Rnd 1: 6.80	6.60	6.70	6.80	6.90	9.30	29.60	29.60
46	Melissa Sousa (1987) Mexico	Rnd 1: 7.00	7.20	6.80	7.20	7.40	7.90	29.30	29.30
47	Bronagh Mc Cabe (1988) Ireland	Rnd 1: 7.50	7.10	7.50	7.70	7.60	6.60	29.20	29.20
48	Amanda Smith (1987) New Zealand	Rnd 1: 7.20	7.00	7.20	6.90	7.40	7.50	28.90	28.90
49	Sanne Calaert Belgium	Rnd 1: 7.10	7.00	7.00	6.90	7.20	7.10	28.20	28.20
50	Nadia Solis (1988) Mexico	Rnd 1: 6.80	6.60	6.80	6.60	6.50	8.20	28.20	28.20

WinTWK-V1.4.103 - 24.10.2003 12:50:58





Results Qualification

16th World Age Group Games

Hannover - Germany

- 24.10.2003 -




FONDÉE EN 1881

15 - TRA-IND - Girls - 15/16		J1	J2	J3	J4	J5	Diff	Points	Total
51	Anna Vivash (1988) Australia	Rnd 1: 6.70	6.60	6.20	6.60	6.50	8.00	27.70	27.70
52	Aideen Mc Carthy (1987) Ireland	Rnd 1: 7.30	7.10	7.70	7.70	7.30	5.10	27.40	27.40
53	Laura Honkanen (1987) Finland	Rnd 1: 6.50	6.30	6.60	6.70	6.90	6.50	26.30	26.30
54	Claudia Prat (1988) Spain	Rnd 1: 5.70	5.80	5.50	5.60	5.50	8.40	25.20	25.20
55	Maitida Lentonon (1987) Finland	Rnd 1: 6.50	6.20	6.20	6.60	6.10	5.10	24.00	24.00
56	Anni Pekkala (1988) Finland	Rnd 1: 5.60	5.50	5.00	5.40	5.60	7.20	23.70	23.70
57	Lellie Nielsen (1987) Denmark	Rnd 1: 5.30	5.30	5.10	5.00	5.70	7.80	23.50	23.50
58	Géraldine Standaert Belgium	Rnd 1: 6.10	6.20	6.30	6.40	5.80	4.50	23.10	23.10
59	Simona Kadlecova (1987) Czech Republic	Rnd 1: 4.40	4.00	4.60	4.40	4.50	6.60	19.90	19.90
60	Christie Jenkins (1983) Australia	Rnd 1: 4.30	4.50	4.40	4.50	4.00	6.70	19.90	19.90
61	Hannah Frost (1987) Sweden	Rnd 1: 2.60	2.80	2.70	2.60	2.70	5.50	13.50	13.50
62	Natasha Van Der Walt (1988) South Africa	Rnd 1: 2.50	2.50	2.70	2.90	2.80	4.60	12.60	12.60
63	Nuria Alvarez (1987) Spain	Rnd 1: 2.10	2.10	2.20	2.40	2.20	4.80	11.30	11.30
64	Hilde Van Grieken Belgium	Rnd 1: 2.20	2.30	2.10	2.20	2.20	4.00	10.60	10.60
65	Lauren Hoffpauir (1987) USA	Rnd 1: 2.00	2.10	2.20	2.20	2.10	4.00	10.40	10.40
66	Lauren Allen (1987) Great Britain	Rnd 1: 1.60	1.70	1.70	1.70	1.60	4.20	9.20	9.20
67	Alena Tarasevich (1988) Belarus	Rnd 1: 1.70	1.60	1.70	1.60	1.40	2.90	7.80	7.80
68	Christina Garrido (1987) Spain	Rnd 1: 1.60	1.50	1.70	1.60	1.50	1.80	6.50	6.50
69	Anna Ivanova (1988) Russia	Rnd 1: 1.40	1.40	1.40	1.60	1.40	2.00	6.20	6.20
70	Joelle Vallez (1988) France	Rnd 1: 0.70	0.70	0.70	0.80	0.70	2.50	4.60	4.60
71	Samantha Oliveira (1987) Brazil	Rnd 1: 0.60	0.70	0.80	0.80	0.60	1.50	3.60	3.60
72	Jody Schuurmans (1987) Netherlands	Rnd 1: 0.60	0.70	0.70	0.70	0.60	1.50	3.50	3.50
73	Anna Paula Fernandes (1987) Brazil	Rnd 1: 0.00	0.00	0.00	0.00	0.00	1.50	1.50	1.50
74	Rita Capelinha (1987) Portugal								

WinTWK-V1.4 103 - 24.10.2003 12:51:00





Judges

16th World Age Group Games

Hannover - Germany

- 22.10.2003 -



FONDÉE EN 1881

Judges-Panel - 3 :

Trampoline - Girls - 17+

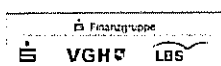
Superior-Judge:	Arlette Garcia	France
SJudge-assistent:	Jonas Apelgren	Sweden
Execution-Judge 1:	Roza Yakubova	Uzbekistan
Execution-Judge 2:	Ravi Rivera	Mexico
Execution-Judge 3:	Steven Van Vliet	Netherlands
Execution-Judge 4:	Alexey Ryzhkov	Russia
Execution-Judge 5:	Lucien Viviani	France
Difficulty-Judge:	Bo Tureby	Denmark
Assistent-difficulty:	Heidi Berger	Germany
Protokoll 1:		
Protokoll 2:		

Judging at the following competitions:

17 - TRA-IND - Girls - 17+

Preliminary + Final

WinTWK-V1.4.103 - 23.10.2003 09:23:01





Results-Final

16th World Age Group Games

Hannover - Germany

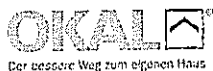
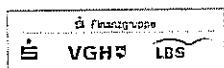
- 22.10.2003 -



FONDÉE EN 1881

17 - TRA-IND - Girls - 17+		J1	J2	J3	J4	J5	Diff	Points	Total
1	Marina Murinova (1980) Russia	Rnd 3: 8.90	8.80	8.50	8.80	8.80	13.50	39.90	39.90
2	Amanda Parker (1986) Great Britain	Rnd 3: 8.50	8.00	7.80	8.00	8.20	13.10	37.30	37.30
3	Katherine Driscoll (1986) Great Britain	Rnd 3: 8.20	8.40	7.40	7.80	8.00	13.10	37.10	37.10
4	Daphne Marsollier (1985) France	Rnd 3: 7.70	8.00	7.50	7.50	7.80	11.40	34.40	34.40
5	Galina Gontcharenko (1986) Russia	Rnd 3: 7.60	7.70	7.40	7.50	7.20	10.20	32.70	32.70
6	Ekaterina Molkova (1985) Russia	Rnd 3: 0.00	0.00	0.00	0.00	0.00	1.50	1.50	1.50

WinTWK-V1.4.103 - 22.10.2003 17:33:34





Results

16th World Age Group Games

Hannover - Germany

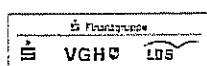
- 22.10.2003 -



FONDÉE EN 1881

17 - TRA-IND - Girls - 17+		J1	J2	J3	J4	J5	Diff	Points	Total
1	Marina Murinova (1980) Russia	Rnd 1: 8.40	8.70	8.30	8.50	8.70	13.10	38.70	38.70
2	Katherine Driscoll (1986) Great Britain	Rnd 1: 8.30	8.80	8.40	7.90	8.20	12.90	37.80	37.80
3	Amanda Parker (1986) Great Britain	Rnd 1: 8.40	7.90	8.30	7.70	7.90	13.10	37.20	37.20
4	Galina Gontcharenko (1986) Russia	Rnd 1: 8.30	8.30	8.10	8.40	8.20	11.90	36.70	36.70
5	Daphne Marsollier (1985) France	Rnd 1: 8.00	8.20	8.40	7.80	8.30	12.10	36.60	36.60
6	Ekaterina Molkova (1985) Russia	Rnd 1: 7.90	7.70	8.10	8.10	7.80	11.40	35.20	35.20
7	Anastasia Velichko (1986) Russia	Rnd 1: 7.50	7.60	7.70	7.90	7.90	12.00	35.20	35.20
8	Yoko Seto (1985) Japan	Rnd 1: 8.30	8.10	8.30	8.20	8.20	10.30	35.00	35.00
9	Polly Osmond (1981) Great Britain	Rnd 1: 7.40	8.00	7.80	7.50	7.60	12.10	35.00	35.00
10	Nina Blisse (1979) Germany	Rnd 1: 7.80	7.60	7.30	7.40	7.50	11.80	34.30	34.30
11	Megan Dacy (1986) USA	Rnd 1: 7.90	8.20	8.00	7.90	7.70	10.30	34.10	34.10
12	Emilie Duclay (1986) France	Rnd 1: 8.10	7.60	7.90	7.60	8.20	10.40	34.00	34.00
13	Akiko Horiuchi (1983) Japan	Rnd 1: 8.40	8.00	7.80	8.00	8.00	9.70	33.70	33.70
14	Hester Akma (1979) Netherlands	Rnd 1: 8.50	8.00	8.00	8.00	8.20	9.30	33.50	33.50
15	Mertine Konijnenbelt (1986) Netherlands	Rnd 1: 7.90	7.80	7.70	7.70	7.90	9.80	33.20	33.20
16	Rebecca Stanley (1983) Great Britain	Rnd 1: 8.10	7.60	7.60	7.60	8.00	10.00	33.20	33.20
17	Gineke Jager (1986) Netherlands	Rnd 1: 8.40	8.00	7.80	7.90	8.00	9.20	33.10	33.10
18	Filipa Victor (1981) Portugal	Rnd 1: 8.20	7.80	7.60	7.70	7.40	10.00	33.10	33.10
19	Allision Tanaka (1974) Canada	Rnd 1: 7.50	7.90	7.70	7.80	7.60	9.90	33.00	33.00
20	Cheryl Johnson (1979) Canada	Rnd 1: 7.10	8.20	8.00	7.70	7.50	9.60	32.80	32.80
21	Raquel Pinto (1980) Portugal	Rnd 1: 7.70	7.80	7.60	7.40	7.40	10.10	32.80	32.80
22	Karin De Vries (1984) Netherlands	Rnd 1: 7.90	7.10	7.60	7.90	7.60	9.60	32.70	32.70
23	Iga Mokrzycka (1986) Poland	Rnd 1: 7.30	7.40	7.50	7.40	7.40	10.40	32.60	32.60
24	Wiebke Goos (1985) Germany	Rnd 1: 7.30	7.40	7.50	7.20	7.50	10.30	32.50	32.50
25	Carolina Santos (1986) Portugal	Rnd 1: 7.70	7.60	7.80	7.70	9.20	9.20	32.40	32.40

WinTWK-V1.4.103 - 22.10.2003 14:22:40





Results

16th World Age Group Games

Hannover - Germany

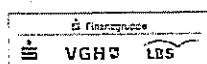
- 22.10.2003 -

Handwritten signature



17 - TRA-IND - Girls - 17+		J1	J2	J3	J4	J5	Diff	Points	Total
26	Naomi Sugasawa (1985) Japan	Rnd.1: 7.70	7.90	7.60	7.30	8.00	8.90	32.10	32.10
27	Lauren Gillett (1982) Australia	Rnd.1: 7.60	7.20	7.20	7.40	7.30	10.10	32.00	32.00
28	Rosa Esteban (1982) Spain	Rnd.1: 7.20	8.00	7.40	7.70	7.50	9.20	31.80	31.80
29	Zuzana Havelkova (1986) Czech Republic	Rnd.1: 7.90	8.00	7.80	7.80	7.90	8.00	31.60	31.60
30	Karolina Pieniazek (1984) Poland	Rnd.1: 7.10	7.50	7.30	7.20	6.80	10.00	31.60	31.60
31	Christine High (1985) USA	Rnd.1: 7.20	7.80	7.20	7.00	7.40	9.70	31.50	31.50
32	Florence Malherbe Belgium	Rnd.1: 7.60	7.40	7.50	7.60	7.60	8.30	31.00	31.00
33	Amanda Bailey (1986) USA	Rnd.1: 6.60	5.10	6.90	6.60	6.60	10.90	30.70	30.70
34	Kyoko Nakagawa (1984) Japan	Rnd.1: 7.40	6.90	6.90	6.80	7.10	9.70	30.60	30.60
35	Latitia Cabo (1986) Spain	Rnd.1: 7.40	7.30	7.50	7.30	7.30	8.40	30.40	30.40
36	Felicity Lovegrove (1988) Australia	Rnd.1: 7.20	7.40	7.40	7.40	7.00	8.30	30.30	30.30
37	Sarah Müller (1982) Denmark	Rnd.1: 7.70	7.70	7.10	7.40	7.80	7.40	30.20	30.20
38	Anne-Maj Palacios (1985) Sweden	Rnd.1: 6.80	7.70	7.00	7.00	6.60	9.30	30.10	30.10
39	Deborah Costa (1986) Brazil	Rnd.1: 7.30	7.80	7.40	7.00	6.90	7.80	29.50	29.50
40	Marleena Rantanen (1985) Finland	Rnd.1: 7.10	7.10	7.20	7.10	6.80	7.80	29.10	29.10
41	Patricia Fose (1982) Ireland	Rnd.1: 6.60	6.70	6.90	6.70	6.30	6.70	26.70	26.70
42	Alicia Boucher (1985) Namibian	Rnd.1: 6.60	6.40	6.90	6.80	6.50	5.80	25.70	25.70
43	Marisol Pelletier (1981) Canada	Rnd.1: 5.60	5.40	5.50	5.70	5.50	7.90	24.50	24.50
44	Jaquiline Mc Cabe (1985) Ireland	Rnd.1: 5.90	6.00	5.80	5.90	5.80	6.20	23.80	23.80
45	Rebeca Cruz (1986) Brazil	Rnd.1: 5.20	5.00	4.80	5.10	4.90	8.60	23.60	23.60
46	Elodie Dufau (1983) France	Rnd.1: 4.30	4.60	4.40	4.30	4.40	6.80	19.90	19.90
47	Nicole Roethie (1985) USA	Rnd.1: 3.10	2.90	2.90	3.10	3.00	5.50	14.50	14.50
48	Sara Trillo (1985) Spain	Rnd.1: 2.90	3.10	2.90	3.10	3.10	4.00	13.10	13.10
49	Gabriela Santos (1984) Brazil	Rnd.1: 2.00	2.90	2.80	2.70	2.30	4.50	12.30	12.30
50	Michelle Garcia (1986) Mexico	Rnd.1: 2.30	3.00	2.40	2.40	2.10	4.60	11.70	11.70

WinTWIK-V1.4.103 - 22.10.2003 14:22:40





Results

16th World Age Group Games

Hannover - Germany

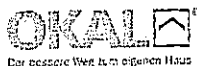
- 22.10.2003 -

Handwritten signature



17 - TRA-IND - Girls - 17+		J1	J2	J3	J4	J5	Dif	Points	Total
51	Laetitia Hauwelle (1985) France	Rnd 1: 2.20	1.40	1.30	1.50	1.30	4.20	8.40	8.40
52	Rosa Pelaez (1983) Spain	Rnd 1: 1.50	1.40	1.40	1.40	1.30	3.30	7.50	7.50
53	María Carolina Corradi (1976) Argentina	Rnd 1: 1.20	1.30	1.10	1.40	1.20	3.20	6.90	6.90
54	Marta Ferreira (1977) Portugal	Rnd 1: 1.00	1.10	1.10	1.20	1.10	1.90	5.20	5.20
55	Lisette Sansom (1986) Australia	Rnd 1: 1.10	0.40	0.90	0.70	0.90	2.50	5.00	5.00
56	Lyne Gosselin (1975) Canada	Rnd 1: 0.70	0.40	0.60	0.60	0.70	2.50	4.40	4.40
57	Lais Andrade (1985) Brazil	Rnd 1: 0.20	0.20	0.20	0.20	0.20	1.50	2.10	2.10
58	Renate Lozano (1986) Mexico	Rnd 1: 0.00	0.00	0.00	0.00	0.00	1.30	1.30	1.30
59	Anna Gorecka (1983) Poland	Rnd 1: 0.00						0.00	0.00
60	Emilie Andersson (1985) Sweden								

WinTWK-V1.4.103 - 22.10.2003 14:22:42





Judges

16th World Age Group Games

Hannover - Germany

- 22.10.2003 -



FONDÉE EN 1881

11.11.2003 10:58:11

Judges-Panel - 2 : Trampoline - Boys - 11/12

Superior-Judge:	John Beeton	
SJudge-assistent:	Tiaan Van der Walt	South Africa
Execution-Judge 1:	Emiliya Zhekova	Bulgaria
Execution-Judge 2:	Konstantin Gulisashvili	Georgia
Execution-Judge 3:	Tamas Kovacs	Hungary
Execution-Judge 4:	Inmaculada Pazos	Spain
Execution-Judge 5:	Gabrielle Gingras	Canada
Difficulty-Judge:	Valeri Yanushkovski	Belarus
Assistent-difficulty:	Daniel Meier	Switzerland

Protokoll 1:

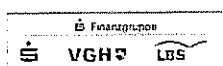
Protokoll 2:

Judging at the following competitions:

12 - TRA-IND - Boys - 11/12

Preliminary + Final

WinTWK-V1.4.103 - 23 10 2003 09:23:01





Results-Finale

16th World Age Group Games

Hannover - Germany

- 22.10.2003 -


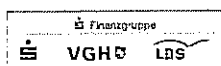


FONDÉE EN 1881

12 - TRA-IND - Boys - 11/12		J1	J2	J3	J4	J5	Diff	Points	Total
1	Subaru Shintani (1992) Japan	Rnd 3: 8.80	8.60	8.90	8.90	8.90	9.00	35.60	35.60
2	Nikita Fedorenko (1991) Russia	Rnd 3: 8.00	7.90	7.80	8.10	8.10	11.30	35.30	35.30
3	Boleslaw Guzek (1991) Poland	Rnd 3: 7.60	8.00	7.70	7.60	7.80	11.60	34.70	34.70
4	Kenta Tsuji (1992) Japan	Rnd 3: 8.60	8.40	8.80	8.60	8.30	8.70	34.30	34.30
5	Ryota Shimada (1991) Japan	Rnd 3: 8.20	8.30	8.10	7.90	8.00	9.10	33.40	33.40
6	Daniel Praest (1992) Denmark	Rnd 3: 8.00	7.70	7.90	8.00	8.30	9.10	33.00	33.00

Handwritten signature and 'FIG' stamp

WinTWK-V1.4.103 - 22.10.2003 18:13:43





Results

16th World Age Group Games

Hannover - Germany

- 22.10.2003 -



FONDÉE EN 1881

12 - TRA-IND - Boys - 11/12		J1	J2	J3	J4	J5	Diff	Points	Total
1	Subaru Shintani (1992) Japan	Rnd.1: 8.70	8.50	8.20	8.30	8.40	9.00	34.20	34.20
2	Kenta Tsuji (1992) Japan	Rnd.1: 8.30	8.50	8.60	8.40	8.40	8.70	34.00	34.00
3	Daniel Praest (1992) Denmark	Rnd.1: 8.30	8.20	8.10	8.20	8.20	9.10	33.70	33.70
4	Boleslaw Guzek (1991) Poland	Rnd.1: 6.80	7.20	7.00	7.10	7.00	12.40	33.50	33.50
5	Ryota Shimada (1991) Japan	Rnd.1: 8.30	8.20	7.80	8.10	8.00	9.10	33.40	33.40
6	Nikita Fedorenko (1991) Russia	Rnd.1: 7.70	7.30	7.20	7.30	7.40	10.80	32.80	32.80
7	Mikhail Mel'nik (1991) Russia	Rnd.1: 7.60	7.50	6.90	7.30	7.30	10.60	32.70	32.70
8	Ryan Besseling (1991) New Zealand	Rnd.1: 8.30	7.90	8.10	8.00	7.90	8.50	32.50	32.50
9	Zachary Griffin (1991) USA	Rnd.1: 7.60	7.30	7.50	7.60	7.20	10.00	32.40	32.40
10	Antonio Vieira (1991) Portugal	Rnd.1: 7.80	8.20	7.90	7.80	8.10	8.50	32.30	32.30
11	Antonio Yagüe (1992) Spain	Rnd.1: 7.70	8.00	8.10	7.90	8.00	8.30	32.20	32.20
12	Katsufumi Tasaki (1991) Japan	Rnd.1: 7.60	7.70	7.50	7.80	7.80	9.10	32.20	32.20
13	Valeri Anisimov (1992) Russia	Rnd.1: 8.00	8.00	8.00	8.20	7.90	8.10	32.10	32.10
14	Nicolau Marques (1991) Portugal	Rnd.1: 7.80	7.80	7.90	7.80	7.80	8.50	31.90	31.90
15	Paul Warwicker (1991) Great Britain	Rnd.1: 8.00	7.50	7.80	7.80	7.80	8.50	31.90	31.90
16	Ion Bobu (1991) Moldova	Rnd.1: 7.30	7.30	7.60	7.70	7.60	9.30	31.80	31.80
17	J. Ramon Fernandez (1991) Spain	Rnd.1: 7.70	7.50	7.80	7.70	8.00	8.30	31.50	31.50
18	Keegan Soehn (1992) Canada	Rnd.1: 7.40	7.50	7.50	7.70	8.00	8.70	31.40	31.40
19	Jonas Nordfors (1992) Sweden	Rnd.1: 7.20	7.30	7.40	7.50	7.60	9.10	31.30	31.30
20	Liam Abrahams (1991) Great Britain	Rnd.1: 8.30	8.10	8.00	8.00	8.00	7.00	31.10	31.10
21	Joshua Battagliola (1992) Australia	Rnd.1: 7.40	7.30	7.70	7.70	7.50	8.30	30.90	30.90
22	Thomas Foreman (1991) Great Britain	Rnd.1: 7.50	7.20	7.20	7.50	7.10	8.50	30.40	30.40
23	David Samba Belgium	Rnd.1: 7.40	7.20	7.50	7.50	7.60	7.80	30.20	30.20
24	Paulo Rente (1992) Portugal	Rnd.1: 7.70	8.00	7.80	7.30	7.40	7.20	30.10	30.10
25	Reece Thompson (1991) Australia	Rnd.1: 6.80	7.00	6.90	7.10	7.00	9.20	30.10	30.10

WinTWK-V1.4.103 - 22.10.2003 11:59:58



Results

16th World Age Group Games

Hannover - Germany

- 22.10.2003 -




FONDÉE EN 1881

12 - TRA-IND - Boys - 11/12		J1	J2	J3	J4	J5	Diff	Points	Total
26	Dmytro Kulakov (1991) Ukraine	Rnd.1: 7.40	7.70	7.40	7.90	7.50	7.20	29.80	29.80
27	Sven- Oliver Grethe (1991) Germany	Rnd.1: 7.10	7.30	7.00	7.40	7.30	8.10	29.80	29.80
28	Adrian Montemayor (1991) Mexico	Rnd.1: 7.30	7.50	7.00	7.50	7.20	7.60	29.60	29.60
29	Blake Newton (1992) USA	Rnd.1: 7.40	7.50	7.60	7.60	7.50	6.90	29.50	29.50
30	Alexander Falsing (1992) Denmark	Rnd.1: 7.10	7.30	7.50	7.50	7.30	7.30	29.40	29.40
31	Trey DiFatta (1992) USA	Rnd.1: 7.30	7.10	7.40	7.40	7.20	7.40	29.30	29.30
32	Rodrigo Pacheco (1992) Brazil	Rnd.1: 8.20	8.10	8.30	7.90	8.20	4.50	29.00	29.00
33	Jenten Roels Belgium	Rnd.1: 7.10	7.50	7.50	7.70	7.80	6.20	28.90	28.90
34	Olaf Diener (1991) Namibian	Rnd.1: 6.40	6.50	6.60	6.80	6.60	8.70	28.40	28.40
35	Arne Broeckaert Belgium	Rnd.1: 7.60	7.70	7.30	7.40	7.50	5.80	28.30	28.30
36	João Rosa (1991) Portugal	Rnd.1: 6.70	7.00	7.20	6.80	7.00	7.10	27.90	27.90
37	Aiden Thomas (1992) Australia	Rnd.1: 6.40	6.50	6.70	6.60	6.80	8.00	27.80	27.80
38	Artur Parreiras (1992) Brazil	Rnd.1: 6.70	7.80	7.90	7.60	7.80	4.30	27.50	27.50
39	Lucas Brouck (1992) Brazil	Rnd.1: 7.70	7.20	7.30	7.80	7.80	4.40	27.20	27.20
40	Nell Armand (1992) Namibian	Rnd.1: 6.40	6.80	6.70	7.10	7.00	6.30	26.80	26.80
41	Matthew Delforce (1991) Australia	Rnd.1: 6.80	6.80	6.50	7.00	6.40	6.70	26.80	26.80
42	Mauritz Scheepers (1991) South Africa	Rnd.1: 6.00	6.30	6.10	6.00	6.00	8.10	26.20	26.20
43	Tácito Araripe (1991) Brazil	Rnd.1: 6.60	6.60	6.60	7.00	6.70	5.30	25.20	25.20
44	Luis Tain (1991) Spain	Rnd.1: 5.80	6.20	6.10	6.30	6.00	6.50	24.80	24.80
45	Jean Jacques Viviers (1991) South Africa	Rnd.1: 4.40	4.70	4.70	5.50	5.00	5.40	19.80	19.80
46	Alvaro Calero (1991) Spain	Rnd.1: 2.70	2.80	2.60	2.90	2.70	4.70	12.90	12.90
47	Carel-David Rautenbach (1992) Namibian	Rnd.1: 1.50	1.50	1.80	1.50	1.70	2.90	7.60	7.60
48	Philip Spencer (1991) Great Britain	Rnd.1: 0.00	0.00	0.00	0.00	0.00	1.30	1.30	1.30
48	Mihai Cemurtan (1992) Moldova	Rnd.1: 0.00	0.00	0.00	0.00	0.00	1.30	1.30	1.30

Handwritten signature and 'FIG' logo

WinTWK-V1.4.103 - 22.10.2003 11:59:58





Judges

16th World Age Group Games

Hannover - Germany
- 23.10.2003 -



Judges-Panel - 10 :

Trampoline - Boys - 13/14


Superior-Judge:	Nicolei Makarov	
SJudge-assistent:	Tiaan Van der Walt	South Africa
Execution-Judge 1:	Alice Linthuis - Kuipers	Netherlands
Execution-Judge 2:	Ravi Rivera	Mexico
Execution-Judge 3:	Juan Gomez	Spain
Execution-Judge 4:	Celeste Gil	Portugal
Execution-Judge 5:	Robert Wagner	Germany
Difficulty-Judge:	Valeri Yanushkovski	Belarus
Assistent-difficulty:	Daniel Meier	Switzerland
Protokoll 1:		
Protokoll 2:		

Judging at the following competitions:

14 - TRA-IND - Boys - 13/14

Qualification + Final

WinTWK-V1.4.103 - 23.10.2003 15:20:43



Results Final

16th World Age Group Games

Hannover - Germany

- 23.10.2003 -



FONDÉE EN 1881

14 - TRA-IND - Boys - 13/14		J1	J2	J3	J4	J5	Diff	Points	Total
1	Chunlong Lu (1989) China	Rnd 3: 9.10	9.10	8.60	9.20	9.20	13.10	40.50	40.50
2	Ming Lei (1989) China	Rnd 3: 9.10	8.70	8.60	8.70	9.00	13.10	39.50	39.50
3	Ilya Grishunin (1989) Russia	Rnd 3: 8.30	8.40	7.90	8.50	8.40	12.20	37.30	37.30
4	Dmitry Fiediev (1989) Russia	Rnd 3: 8.20	8.60	8.10	8.50	8.00	12.10	36.90	36.90
5	Dmitry Rozhkov (1989) Russia	Rnd 3: 8.30	8.70	7.80	8.60	8.20	11.30	36.40	36.40
6	Tao Bai (1989) China	Rnd 3: 4.10	3.90	3.90	4.20	4.10	8.20	20.30	20.30

WinTWK-V1.4.103 - 23.10.2003 17:20:32



Results Qualification

16th World Age Group Games

Hannover - Germany


- 23.10.2003 -



14 - TRA-IND - Boys - 13/14		J1	J2	J3	J4	J5	Diff	Points	Total
1	Tao Bai (1989) China	Rnd 1: 8.70	7.90	8.10	8.90	8.70	13.60	39.10	39.10
2	Chunfong Lu (1989) China	Rnd 1: 8.90	8.30	8.20	8.60	8.80	13.10	38.80	38.80
3	Ming Lei (1989) China	Rnd 1: 8.80	8.70	8.20	8.10	8.60	13.10	38.60	38.60
4	Ilya Grishunin (1989) Russia	Rnd 1: 8.20	8.00	7.80	8.30	8.40	12.20	36.70	36.70
5	Dmitry Rozhkov (1989) Russia	Rnd 1: 8.60	8.20	8.00	8.90	8.50	11.30	36.60	36.60
6	Dmitry Fiediev (1989) Russia	Rnd 1: 8.00	8.30	7.80	8.40	8.10	12.10	36.50	36.50
7	Dmytro Seryozhenko (1989) Ukraine	Rnd 1: 7.70	7.60	7.80	7.90	8.10	13.10	36.50	36.50
8	Christopher Hall (1989) Great Britain	Rnd 1: 7.90	7.70	7.70	7.80	7.70	12.90	36.10	36.10
9	Steven Gluckstein (1990) USA	Rnd 1: 8.30	8.30	7.80	8.10	8.40	11.00	35.70	35.70
10	Tom Lewis (1989) Great Britain	Rnd 1: 8.10	7.60	7.70	7.90	8.10	12.00	35.70	35.70
11	Christopher Schüpferling (1989) Germany	Rnd 1: 8.70	8.70	8.20	8.10	8.50	10.00	35.40	35.40
12	Yuta Yoshimura (1989) Japan	Rnd 1: 8.30	8.40	7.60	8.60	8.20	10.20	35.10	35.10
13	Ruben Casado (1989) Spain	Rnd 1: 7.70	7.70	7.80	7.30	7.80	11.90	35.10	35.10
14	Takamasa Nagasaki (1989) Japan	Rnd 1: 8.50	8.00	8.00	8.20	8.30	10.20	34.70	34.70
15	Philip Barbaro (1989) Canada	Rnd 1: 7.30	7.40	7.40	6.80	7.60	12.60	34.70	34.70
16	Kyhlé Soehn (1989) Canada	Rnd 1: 8.00	7.90	8.00	7.80	7.70	10.80	34.50	34.50
17	Andrew Muzzarelli (1989) USA	Rnd 1: 7.90	7.90	8.00	8.10	8.40	10.40	34.40	34.40
18	Luke Rendell (1989) Great Britain	Rnd 1: 7.90	7.40	7.70	7.80	7.90	10.70	34.10	34.10
19	Kevin Heger (1989) USA	Rnd 1: 7.90	7.70	8.40	8.20	8.20	9.70	34.00	34.00
20	Andrew Freeman (1989) Great Britain	Rnd 1: 7.90	7.90	7.40	7.30	7.60	11.00	33.90	33.90
21	Matteo Campus (1990) France	Rnd 1: 8.20	8.40	8.00	8.20	8.00	9.40	33.80	33.80
22	Jakub Kubiak (1989) Poland	Rnd 1: 7.60	7.90	7.70	7.80	7.70	10.10	33.30	33.30
23	Patrick Achtzehn (1989) Germany	Rnd 1: 8.10	8.10	7.80	8.10	7.70	9.20	33.20	33.20
24	Maurice Ehler (1990) Germany	Rnd 1: 7.80	8.30	7.70	7.90	8.00	9.20	32.90	32.90
25	Cyril Gombaud (1990) France	Rnd 1: 7.80	7.20	7.70	7.50	7.70	10.00	32.90	32.90

WinTWK-V1.4.103 - 23.10.2003 12:28:29





Results Qualification

16th World Age Group Games

Hannover - Germany

- 23.10.2003 -




FONDÉE EN 1881

14 - TRA-IND - Boys - 13/14		J1	J2	J3	J4	J5	Diff	Points	Total
26	Alexander Seifert (1990) Canada	Rnd 1: 7.50	7.90	7.60	8.00	7.90	8.90	32.30	32.30
27	Kieran Tuhi (1990) New Zealand	Rnd 1: 7.70	7.70	7.80	7.90	7.60	8.70	31.90	31.90
28	Koji Maeyama (1989) Japan	Rnd 1: 7.60	7.60	7.60	7.60	7.50	9.00	31.80	31.80
29	João Gonçalves (1989) Portugal	Rnd 1: 7.40	7.00	7.10	7.40	7.40	9.90	31.80	31.80
30	Mathieu Dionne-Crockford (1989) Canada	Rnd 1: 7.20	7.60	7.20	7.70	7.30	9.00	31.10	31.10
31	Robin Engelbrektsson (1990) Sweden	Rnd 1: 7.40	6.80	7.20	7.50	7.20	9.10	30.90	30.90
32	Tony Pinto (1989) Portugal	Rnd 1: 6.90	6.70	6.10	6.20	6.00	11.90	30.90	30.90
33	Matthew Butt (1989) Australia	Rnd 1: 6.70	6.70	6.70	6.80	6.70	10.40	30.50	30.50
34	Jason Johnson (1990) Australia	Rnd 1: 7.20	6.90	7.40	7.00	7.20	8.90	30.30	30.30
35	Mads Ehlers Denmark	Rnd 1: 7.20	7.80	6.80	7.70	7.20	8.10	30.20	30.20
36	Conrad von Semkov (1990) Sweden	Rnd 1: 7.60	7.40	7.40	7.80	7.40	7.60	30.00	30.00
37	Chris Wheeler (1990) USA	Rnd 1: 6.60	6.40	6.50	6.80	6.70	9.90	29.70	29.70
38	Frikkie Botes (1989) Namibian	Rnd 1: 7.00	6.40	7.20	7.20	6.80	8.40	29.40	29.40
39	Lucky Radebe (1990) South Africa	Rnd 1: 6.90	6.20	6.40	7.00	6.80	9.10	29.20	29.20
40	Mario Pereira (1990) Portugal	Rnd 1: 6.80	7.30	6.60	6.90	7.00	8.40	29.10	29.10
41	Julian Napier (1990) Australia	Rnd 1: 7.30	6.80	6.90	7.90	6.90	7.90	29.00	29.00
42	Offering Tiaka (1989) South Africa	Rnd 1: 6.60	7.00	6.60	6.50	7.00	8.50	28.70	28.70
43	Vinicius Oliveira (1990) Brazil	Rnd 1: 6.80	7.20	7.30	7.40	7.20	6.90	28.60	28.60
44	Kalo Traslocheros (1989) Mexico	Rnd 1: 7.10	7.40	7.60	6.80	6.90	7.10	28.50	28.50
45	Wouter De Gryse Belgium	Rnd 1: 6.30	6.70	6.50	6.80	6.50	8.50	28.20	28.20
46	James Barr (1989) Ireland	Rnd 1: 6.70	6.60	6.50	6.90	6.80	7.50	27.60	27.60
47	David Jimenez (1990) Spain	Rnd 1: 6.50	7.60	7.30	6.80	6.60	6.70	27.40	27.40
48	Jarrod Spear (1989) Australia	Rnd 1: 6.20	5.50	6.30	5.20	6.00	9.10	26.80	26.80
49	Naohiko Ito (1989) Japan	Rnd 1: 6.10	5.50	5.80	5.70	5.80	8.60	25.90	25.90
50	Daryl Brammeld (1990) Ireland	Rnd 1: 5.40	5.40	5.80	5.70	5.90	8.40	25.30	25.30

WinTWK-V1.4.103 - 23.10.2003 12:28:29





Results Qualification

16th World Age Group Games

Hannover - Germany


- 23.10.2003 -



14 - TRA-IND - Boys - 13/14		J1	J2	J3	J4	J5	Diff	Points	Total
51	Strike Nkuna (1990) South Africa	Rnd 1: 4.00	4.10	3.80	3.80	3.50	7.40	19.00	19.00
52	Roman Yuralevich (1990) Belarus	Rnd 1: 2.70	2.50	2.60	2.80	2.90	5.00	13.10	13.10
53	Miguel Macias (1990) Spain	Rnd 1: 2.60	2.90	2.80	2.50	2.60	3.70	11.70	11.70
54	Roman Daniševič (1989) Belarus	Rnd 1: 1.80	1.40	1.70	1.60	1.70	4.40	9.40	9.40
55	Radosław Barc (1989) Poland	Rnd 1: 1.60	1.50	1.40	1.40	1.40	4.20	8.50	8.50
56	Daniel Vinhas (1989) Portugal	Rnd 1: 0.00	0.00	0.00	0.00	0.00	1.30	1.30	1.30
57	Dario Alois (1989) Italy								

WinTWK-V1.4.103 - 23.10.2003 12:28:29





Judges

16th World Age Group Games

Hannover - Germany
- 24.10.2003 -



Judges-Panel - 18 :

Trampoline - Boys - 15/16

Superior-Judge:	Nicolai Makarov	FIG
SJudge-assistent:	Chuck Smith	Australia
Execution-Judge 1:	Frans Debruyne	Belgium
Execution-Judge 2:	Lubov Bakina	Russia
Execution-Judge 3:	Jozef Pronczuk	Poland
Execution-Judge 4:	Robert Wagner	Germany
Execution-Judge 5:	Gabrielle Gingras	Canada
Difficulty-Judge:	Dave Ross	Canada
Assistent-difficulty:	Nikki Van der Walt	South Africa


Protokoll 1:

Protokoll 2:

Judging at the following competitions:

16 - TRA-IND- Boys - 15/16

Qualification + Final





Results Final

16th World Age Group Games

Hannover - Germany

- 24.10.2003 -



FONDÉE EN 1881

16 - TRA-IND- Boys - 15/16		J1	J2	J3	J4	J5	Diff	Points	Total
1	Masaki Ito (1988) Japan	Rnd 3: 8.80	8.70	8.50	9.00	8.70	13.70	39.90	39.90
2	Viacheslav Model (1987) Belarus	Rnd 3: 8.40	8.30	8.40	8.20	7.90	14.10	39.00	39.00
3	Syunsuke Nagasaki (1987) Japan	Rnd 3: 8.60	8.10	8.10	7.90	8.10	14.60	38.90	38.90
4	Paul Noblett (1987) Great Britain	Rnd 3: 7.80	8.00	7.90	7.90	7.90	13.80	37.50	37.50
5	Tengiz Koshkadze (1987) Georgia	Rnd 3: 4.40	4.30	4.20	4.20	4.40	7.20	20.10	20.10
6	Jem Camble (1987) Great Britain	Rnd 3: 0.60	0.60	0.70	0.60	0.60	2.80	4.60	4.60

WinTWK-V1.4.103 - 24.10.2003 17:28:46





Results Qualification

16th World Age Group Games

Hannover - Germany

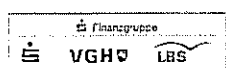
- 24.10.2003 -



FONDÉE EN 1881

16 - TRA-IND- Boys - 15/16		J1	J2	J3	J4	J5	Diff	Points	Total
1	Masaki Ito (1988) Japan	Rnd 1: 8.60	8.40	8.40	8.80	8.90	13.70	39.50	39.50
2	Viacheslav Model (1987) Belarus	Rnd 1: 7.40	8.00	8.10	8.30	7.90	14.10	38.10	38.10
3	Paul Noblett (1987) Great Britain	Rnd 1: 7.90	7.80	7.90	7.90	8.00	13.80	37.50	37.50
4	Syunsuke Nagasaki (1987) Japan	Rnd 1: 8.00	7.60	7.20	7.60	7.70	14.60	37.50	37.50
5	Jem Camble (1987) Great Britain	Rnd 1: 7.70	7.70	7.60	7.90	8.00	14.00	37.30	37.30
6	Tengiz Koshkadze (1987) Georgia	Rnd 1: 8.00	8.00	7.80	7.90	8.10	12.80	36.70	36.70
7	Evgeny Roik (1987) Russia	Rnd 1: 7.90	8.40	7.60	8.20	7.70	12.70	36.50	36.50
8	Takashi Yamakawa (1988) Japan	Rnd 1: 7.50	7.60	7.70	8.00	8.30	13.10	36.40	36.40
9	Taro Kono (1987) Japan	Rnd 1: 7.90	7.90	7.70	8.40	8.40	12.10	36.30	36.30
10	Dominic Swaffer (1987) Great Britain	Rnd 1: 7.40	7.80	7.60	8.30	7.90	13.00	36.30	36.30
11	Benjamin Windsor (1987) New Zealand	Rnd 1: 7.80	7.60	7.40	7.90	7.70	13.20	36.30	36.30
12	Vyacheslav Makovetsky (1987) Ukraine	Rnd 1: 7.50	7.50	7.40	7.40	7.60	13.80	36.20	36.20
13	Peter Drozdik (1988) Germany	Rnd 1: 7.60	7.50	7.80	7.70	7.60	13.20	36.10	36.10
14	Remi Belanger (1987) Canada	Rnd 1: 7.60	7.90	7.90	7.60	7.80	12.70	36.00	36.00
15	Romain Legros (1987) France	Rnd 1: 7.70	7.40	7.70	7.50	7.70	12.70	35.60	35.60
16	Andrei Homuton (1988) Belarus	Rnd 1: 7.90	8.00	7.60	8.00	7.40	11.90	35.40	35.40
17	Dawid Ciesielski (1987) Poland	Rnd 1: 7.70	7.60	7.90	7.60	7.80	12.10	35.20	35.20
18	Pavel Zavyalov Russia	Rnd 1: 7.60	8.10	7.50	8.10	7.50	11.80	35.00	35.00
19	Pasqual Bahr (1987) Germany	Rnd 1: 7.80	7.50	7.30	7.60	7.90	12.10	35.00	35.00
20	Christophe Fait (1987) France	Rnd 1: 7.40	7.60	7.30	7.60	7.80	12.10	34.70	34.70
21	Bulat Bakaev (1987) Uzbekistan	Rnd 1: 7.60	7.90	7.50	8.00	8.00	11.10	34.60	34.60
22	Stephen Hauck (1988) Canada	Rnd 1: 7.90	7.50	7.70	7.50	7.70	11.50	34.40	34.40
23	Kristian Kafoyanov (1988) Bulgaria	Rnd 1: 7.80	7.60	7.50	7.80	8.00	11.00	34.20	34.20
24	Kevin Feyfant (1987) France	Rnd 1: 7.60	7.80	7.90	8.10	7.90	10.50	34.10	34.10
25	Nicholas Joyce (1987) Great Britain	Rnd 1: 7.30	7.30	7.70	7.30	7.20	12.10	34.00	34.00

WinTWK-V1.4 103 - 24.10.2003 12:51:20





Results Qualification

16th World Age Group Games

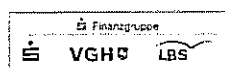
Hannover - Germany
- 24.10.2003 -



FONDÉE EN 1881

16 - TRA-IND- Boys - 15/16		J1	J2	J3	J4	J5	Diff	Points	Total
26	Logan Dooley (1987) USA	Rnd 1: 7.50	7.20	7.20	7.50	7.40	11.80	33.90	33.90
27	Dan Guilekson (1988) Canada	Rnd 1: 7.60	7.90	7.70	7.50	7.60	10.90	33.80	33.80
28	Jinlong YE (1987) China	Rnd 1: 6.80	7.20	7.30	7.10	7.10	12.30	33.70	33.70
29	Angei Alonso (1987) Spain	Rnd 1: 7.00	7.00	7.40	7.40	7.10	12.00	33.50	33.50
30	Leigh Howlett (1987) Australia	Rnd 1: 7.50	7.30	7.30	7.40	7.30	11.30	33.30	33.30
31	Stephen Kydd-Hindelang (1988) USA	Rnd 1: 7.40	6.70	6.90	6.80	7.20	12.30	33.20	33.20
32	Diogo Ganchinho (1987) Portugal	Rnd 1: 6.30	7.00	6.80	6.60	6.30	13.00	32.70	32.70
33	André Lico (1988) Portugal	Rnd 1: 8.00	7.70	7.80	7.60	8.00	9.00	32.50	32.50
34	José Nogueira (1987) Portugal	Rnd 1: 7.80	7.70	7.60	7.70	8.00	9.10	32.30	32.30
35	David Tain (1987) Spain	Rnd 1: 7.60	7.30	7.50	7.40	7.30	9.90	32.10	32.10
36	Lance Henry (1987) New Zealand	Rnd 1: 8.20	8.30	8.50	8.10	8.30	7.00	31.80	31.80
37	Simon Black (1988) Ireland	Rnd 1: 7.30	6.90	7.20	7.30	6.60	10.30	31.70	31.70
38	Ben Harris (1987) Australia	Rnd 1: 7.00	6.70	6.80	7.00	6.80	11.00	31.60	31.60
39	Gregory Clune (1988) Australia	Rnd 1: 7.40	7.40	7.50	7.60	7.20	9.20	31.50	31.50
40	Cobus Smit (1987) South Africa	Rnd 1: 6.40	6.60	6.80	6.50	6.30	12.00	31.50	31.50
41	Matthew Hamel (1988) USA	Rnd 1: 7.50	7.40	7.40	7.50	7.30	9.00	31.30	31.30
42	Peter Snowden (1988) New Zealand	Rnd 1: 7.60	7.30	7.60	7.70	7.60	8.30	31.10	31.10
43	Wladyslan Groszek (1987) Poland	Rnd 1: 6.40	6.70	6.80	6.60	6.50	11.20	31.00	31.00
44	Jacob Andersen (1987) Denmark	Rnd 1: 7.20	6.80	7.10	7.10	6.60	9.10	30.10	30.10
45	Jeff Watterworth (1988) USA	Rnd 1: 7.20	7.10	6.90	6.70	6.60	8.50	29.20	29.20
46	Adam Cox (1987) Ireland	Rnd 1: 7.20	6.70	7.00	7.00	7.10	7.30	28.40	28.40
47	Narvick Garcia (1988) Mexico	Rnd 1: 7.00	6.90	6.80	6.70	6.60	7.80	28.20	28.20
48	Michal Burian (1987) Czech Republic	Rnd 1: 6.70	6.00	6.80	6.00	6.40	9.00	28.10	28.10
49	Dmitri Ouchakov (1988) Russia	Rnd 1: 5.20	5.10	5.00	5.20	4.80	10.80	26.10	26.10
50	Thiago Cardoso Pinto (1988) Brazil	Rnd 1: 5.40	5.60	5.20	5.60	6.00	8.60	25.20	25.20

WinTWK-V1.4.103 - 24.10.2003 12:51:21





Results Qualification

16th World Age Group Games

Hannover - Germany

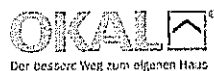

- 24.10.2003 -



FONDÉE EN 1881

16 - TRA-IND- Boys - 15/16		J1	J2	J3	J4	J5	Diff	Points	Total
51	Josu Sanchez (1988) Spain	Rnd 1: 5.30	5.30	5.50	5.20	5.20	8.90	24.70	24.70
52	Kevin Lesueur (1987) France	Rnd 1: 5.10	5.70	5.50	5.50	5.50	6.40	22.90	22.90
53	Marc Pinol (1988) Spain	Rnd 1: 4.60	4.30	4.40	4.40	4.30	9.00	22.10	22.10
54	Henry Stock (1987) South Africa	Rnd 1: 4.70	4.20	4.50	4.20	4.10	8.80	21.70	21.70
55	Marcus Engelbrektsson (1987) Sweden	Rnd 1: 3.40	3.60	3.20	3.40	3.20	6.70	16.70	16.70
56	Junxiong Hu (1988) China	Rnd 1: 3.10	3.10	3.20	3.40	3.50	6.50	16.20	16.20
57	Chen Shen (1987) China	Rnd 1: 2.90	3.10	3.00	3.00	2.80	7.30	16.20	16.20
58	Eugene Pienaar (1987) South Africa	Rnd 1: 3.10	3.20	3.10	3.10	2.90	6.60	15.90	15.90
59	Andriy Matvyeyev (1988) Ukraine	Rnd 1: 1.30	1.40	2.00	1.50	1.40	4.80	9.10	9.10
60	Ty Swadling (1988) Australia	Rnd 1: 1.50	1.10	1.50	1.20	1.40	3.90	8.00	8.00
61	Gabriel Machado (1987) Brazil	Rnd 1: 1.30	1.10	1.40	1.30	1.20	3.80	7.60	7.60
62	Alexey Zenishchev (1987) Russia	Rnd 1: 0.80	1.00	0.90	0.80	1.00	3.20	5.90	5.90
63	Dmitri Shostov (1987) Belarus	Rnd 1: 0.80	0.90	0.80	0.80	0.80	2.90	5.30	5.30
64	Gregor Marek (1987) Germany	Rnd 1: 0.70	0.70	0.80	0.70	0.60	2.90	5.00	5.00
65	Kier Garcia (1988) Mexico	Rnd 1: 0.50	0.40	0.60	0.40	0.40	1.60	2.90	2.90
66	Jamie Lange (1987) Canada	Rnd 1: 0.20	0.20	0.00	0.20	0.20	1.60	2.20	2.20
67	Shuai Ye (1987) China	Rnd 1: 0.10	0.00	0.00	0.00	0.00	1.80	1.80	1.80
68	Nicholaas Coetzee (1988) South Africa	Rnd 1: 0.00	0.00	0.00	0.00	0.00	1.60	1.60	1.60
69	Nicki Dehn (1988) Denmark	Rnd 1: 0.00	0.00	0.00	0.00	0.00	1.50	1.50	1.50
69	Bruno Encarnação (1987) Portugal	Rnd 1: 0.00	0.00	0.00	0.00	0.00	1.50	1.50	1.50
71	Guilherme Pinheiro (1987) Brazil	Rnd 1: 0.00	0.00	0.00	0.00	0.00	1.10	1.10	1.10
72	Adriano Troian (1987) Brazil								

WinTWK-V1.4.103 - 24.10.2003 12:51:21





Judges

16th World Age Group Games

Hannover - Germany
- 22.10.2003 -



Judges-Panel - 4 :

Trampoline - Boys - 17+

Superior-Judge:	Vladimir Zeman	Czech Republic
SJudge-assistent:	Tomoko Haya	Japan
Execution-Judge 1:	Caroline Jasper	Belgium
Execution-Judge 2:	Viktor Kagarlitskyy	Ukraine
Execution-Judge 3:	Natalia Lebedeva	Belarus
Execution-Judge 4:	Hirofumi Morita	Japan
Execution-Judge 5:	Ximing Ding	China
Difficulty-Judge:	Dave Ross	Canada
Assistent-difficulty:	Nikki Van der Walt	South Africa

Protokoll 1:

Protokoll 2:


Judging at the following competitions:

18 - TRA-IND - Boys - 17+

Preliminary + Final

WinTWK-V1.4.103 - 23.10.2003 09:23:01





Results-Finale

16th World Age Group Games

Hannover - Germany

- 22 10 2003 -



FONDÉE EN 1881

18 - TRA-IND - Boys - 17+		J1	J2	J3	J4	J5	Diff	Points	Total
1	Alexander Leven Russia	Rnd 3: 8.30	8.60	8.70	8.50	8.50	15.70	41.30	41.30
2	Michael Kubicka Germany	Rnd 3: 8.30	8.40	8.50	8.30	8.30	15.40	40.40	40.40
3	Alexey Ilichev Russia	Rnd 3: 8.10	8.10	8.10	8.00	8.00	15.30	39.50	39.50
4	Adam Menzies Canada	Rnd 3: 7.60	8.10	8.00	8.30	8.20	15.10	39.40	39.40
5	Sebastian Martiny France	Rnd 3: 8.10	8.20	8.40	8.20	8.30	14.10	38.80	38.80
6	Igor Nadtochis Russia	Rnd 3: 8.10	7.90	8.00	8.00	8.20	13.50	37.60	37.60

Handwritten signature

WinTWK-V1.4 103 - 22 10 2003 17:44:06





Results

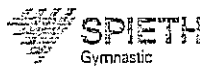
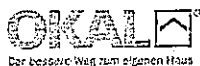
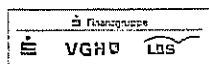
16th World Age Group Games

Hannover - Germany
- 22.10.2003 -



18 - TRA-IND - Boys - 17+		J1	J2	J3	J4	J5	Diff	Points	Total
1	Alexey Ilchev Russia	Rnd 1: 8.40	8.10	8.40	8.20	8.40	15.50	40.50	40.50
2	Alexander Leven Russia	Rnd 1: 8.10	8.30	8.40	8.20	8.30	15.70	40.50	40.50
3	Michael Kubicka Germany	Rnd 1: 8.00	8.40	8.20	8.00	8.40	15.40	40.00	40.00
4	Igor Nadtochis Russia	Rnd 1: 7.80	8.40	8.30	8.30	8.40	14.30	39.30	39.30
5	Sebastian Martiny France	Rnd 1: 7.90	8.00	8.10	8.30	8.10	14.90	39.10	39.10
6	Adam Menzies Canada	Rnd 1: 7.70	8.30	7.60	8.30	8.00	14.90	38.90	38.90
7	Olesandr Plis Ukraine	Rnd 1: 8.00	8.70	8.80	8.10	8.70	12.60	38.10	38.10
8	David Sabourin Canada	Rnd 1: 7.80	8.00	8.00	8.10	8.20	14.00	38.10	38.10
9	Yuriy Nesterov Ukraine	Rnd 1: 8.00	8.10	8.10	7.80	7.90	14.10	38.10	38.10
10	Renaud Victor France	Rnd 1: 8.00	7.90	7.80	8.00	8.00	13.50	37.40	37.40
11	Philip Dodson Great Britain	Rnd 1: 7.60	7.60	7.70	8.10	8.10	14.00	37.40	37.40
12	Kevin Strickland USA	Rnd 1: 7.70	7.20	7.70	7.60	7.50	14.30	37.10	37.10
13	Mickael Sachez France	Rnd 1: 7.60	7.70	7.50	7.40	7.60	14.40	37.10	37.10
14	Jordan Ames USA	Rnd 1: 7.80	7.80	7.90	7.50	7.60	13.60	36.80	36.80
15	Jacob Hansen Denmark	Rnd 1: 7.80	7.80	7.90	7.70	8.00	13.00	36.50	36.50
16	Davis Terrones Spain	Rnd 1: 7.70	7.40	7.30	7.40	7.30	14.20	36.30	36.30
17	Ben Wilden Australia	Rnd 1: 7.60	7.30	7.20	7.60	7.60	13.70	36.20	36.20
18	Sean Butler Canada	Rnd 1: 7.40	7.40	7.10	7.40	7.50	14.00	36.20	36.20
19	Moypui Chau Spain	Rnd 1: 7.70	7.40	7.40	7.60	7.60	13.40	36.00	36.00
20	Matthew Swaffer Great Britain	Rnd 1: 8.20	7.90	8.00	7.70	8.00	12.00	35.90	35.90
21	Miroslaw Pyznar Poland	Rnd 1: 7.20	7.30	7.40	7.30	7.20	14.00	35.80	35.80
22	Zurab Tchkonია Georgia	Rnd 1: 7.60	7.30	7.80	7.40	7.40	13.20	35.60	35.60
23	Meivin Kok Netherlands	Rnd 1: 8.10	8.40	8.20	7.90	8.20	11.00	35.50	35.50
24	Charles Thibault Canada	Rnd 1: 6.90	7.40	7.40	7.30	7.20	13.50	35.40	35.40
25	Yoshinobu Ueyama Japan	Rnd 1: 8.00	7.80	7.60	7.70	8.00	11.80	35.30	35.30

WinTWK-V1 4.103 - 22.10.2003 14:17:54





Results

16th World Age Group Games

Hannover - Germany


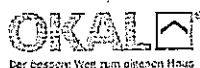
- 22.10.2003 -



FONDÉE EN 1961

18 - TRA-IND - Boys - 17+		J1	J2	J3	J4	J5	Diff	Points	Total
26	Rafael Andrade Brazil	Rnd 1: 8.00	8.00	8.10	7.80	7.90	11.20	35.10	35.10
27	Jorge Merino Portugal	Rnd 1: 7.30	6.90	7.00	7.30	7.40	13.40	35.00	35.00
28	Javier Rodriguez Argentina	Rnd 1: 7.80	7.60	7.60	7.70	7.70	11.80	34.80	34.80
29	Daniel Bentsen Denmark	Rnd 1: 7.50	7.80	7.50	7.30	7.60	12.20	34.80	34.80
30	Damien Ryan Australia	Rnd 1: 7.40	7.20	7.10	7.10	7.00	13.00	34.40	34.40
31	Martin Brack Switzerland	Rnd 1: 7.80	7.50	7.90	7.40	7.80	11.00	34.10	34.10
32	Fabio Castanho Portugal	Rnd 1: 7.10	7.10	7.60	7.30	7.60	11.50	33.50	33.50
33	Keir Stewart Great Britain	Rnd 1: 7.30	7.20	7.00	6.60	6.80	11.20	32.20	32.20
34	Luis Carbonesi Brazil	Rnd 1: 7.60	7.90	8.40	8.10	7.80	8.30	32.10	32.10
35	Roland Klein Netherlands	Rnd 1: 6.40	6.30	6.40	6.20	6.50	12.70	31.80	31.80
36	Tony Doles USA	Rnd 1: 7.10	6.80	7.10	6.70	6.60	10.20	30.80	30.80
37	Daniel Zacur Argentina	Rnd 1: 6.80	6.20	6.30	6.20	6.20	11.20	29.90	29.90
38	Bozhidar Dimitrov Bulgaria	Rnd 1: 7.00	6.50	6.80	6.50	7.20	9.20	29.50	29.50
39	Francisco Recas Spain	Rnd 1: 6.60	6.40	6.50	6.00	6.60	10.00	29.50	29.50
40	Karsten Kuritz Germany	Rnd 1: 5.80	5.70	5.90	5.90	5.80	11.70	29.20	29.20
41	Simon Flannery Ireland	Rnd 1: 7.80	7.40	7.50	7.40	7.50	6.60	29.00	29.00
42	Samuel Castela Portugal	Rnd 1: 6.20	6.10	6.00	5.10	5.70	10.60	28.40	28.40
43	Jamie O'Toole Ireland	Rnd 1: 6.60	6.50	6.80	6.80	6.70	7.30	27.40	27.40
44	Saul De Liva Mexico	Rnd 1: 6.10	6.10	6.30	6.10	6.20	8.50	26.90	26.90
45	Christopher Hodge Australia	Rnd 1: 5.20	5.40	5.20	5.10	5.40	10.00	25.80	25.80
46	Stephen Gray Ireland	Rnd 1: 5.70	5.80	6.10	5.70	5.80	7.40	24.70	24.70
47	Ramses Zavala Mexico	Rnd 1: 5.30	5.00	5.20	5.50	5.80	7.70	23.70	23.70
48	Lucas Mendes Brazil	Rnd 1: 4.60	4.50	4.20	4.50	4.20	7.80	21.00	21.00
49	Tommy Nordfors Sweden	Rnd 1: 4.00	3.80	3.20	3.70	3.60	7.90	19.00	19.00
50	Pauric Dooley Ireland	Rnd 1: 3.60	3.40	3.90	3.50	3.60	7.10	17.80	17.80

WinTWK-V1.4.103 - 22.10.2003 14:17:54





Results

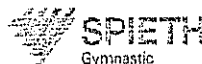
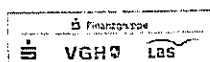
16th World Age Group Games

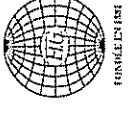
Hannover - Germany
- 22.10.2003 -



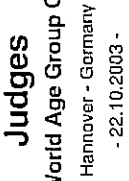
18 - TRA-IND - Boys - 17+		J1	J2	J3	J4	J5	Diff	Points	Total
51	Iouri Koziakov Russia	Rnd 1: 3.30	3.00	2.70	3.50	3.20	7.70	17.20	17.20
52	Oleg Kolosov Georgia	Rnd 1: 3.10	3.50	3.30	3.40	3.10	7.20	17.00	17.00
53	Daniel Gonzales Spain	Rnd 1: 3.20	3.20	3.10	3.20	3.40	7.00	16.60	16.60
54	Manabu Yamaguchi Japan	Rnd 1: 2.40	2.50	2.70	2.40	2.60	6.20	13.70	13.70
55	Gregoire Pennes France	Rnd 1: 2.20	1.90	2.20	2.20	2.10	6.60	13.10	13.10
56	Takashi Sakamoto Japan	Rnd 1: 1.80	1.90	1.90	1.80	2.20	6.40	12.00	12.00
57	Sérgio Henriques Portugal	Rnd 1: 1.00	1.20	1.10	1.10	1.20	4.20	7.60	7.60
58	Pawel Dziki Poland	Rnd 1: 0.70	0.70	1.10	1.20	1.30	2.70	5.70	5.70
59	Denis Akulionor Belarus	Rnd 1: 0.40	0.60	0.70	0.50	0.80	2.30	4.10	4.10
60	Yusaku Abukawa Japan	Rnd 1: 0.00	0.00	0.00	0.00	0.00	1.80	1.80	1.80
61	James Shirvington Australia	Rnd 1: 0.20	0.00	0.10	0.00	0.00	1.50	1.60	1.60
62	Brooke Milliner Great Britain	Rnd 1: 0.00	0.00	0.00	0.00	0.10	1.50	1.50	1.50
63	Thiago Iwamoto Brazil								

WinTWK-V1 4.103 - 22.10.2003 14:17:54





Judges
16th World Age Group Games
Hannover - Germany
- 22.10.2003 -



Judges-Panel - 5 : SYN - Girls - 11/12

Superior-Judge: Tatyana Shuvska
S.Judge-assistent: Inger Lino
Execution-Judge 1: Denmark
Execution-Judge 2: Poland
Execution-Judge 3: Chuck Smith Australia
Execution-Judge 4: Xing Liu China
Marcos Oliveira Brazil
Jenny Söderlund Sweden
Brett Austin Australia
Martin Laws Great Britain
Frans Debruyne Belgium

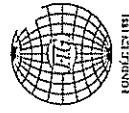
Handwritten signature: F. Debruyne

Protokoll 1:
Protokoll 2:


Judging at the following competitions:

41 - TRA-SYN - Girls - 11/12
47 - TRA-SYN - Girls - 17+

Preliminary + Final
Preliminary + Final



Judges
16th World Age Group Games
Hannover - Germany
- 22.10.2003 -



Judges-Panel - 6 : SYN - Boys - 11/12


Superior-Judge: Arleito Garcia
S.Judge-assistent: Alice Linthuis - Kuipers
Execution-Judge 1: Spain
Execution-Judge 2: Juan Manuel Gomez New Zealand
Execution-Judge 3: Janine Glover Mexico
Execution-Judge 4: Margarita Zermono
Hannele Postman Finland
Valeri Yabushkovski Belarus
Daniel Meier Switzerland
Carmen Domini Argentina
Helen Van der Walt South Africa

Protokoll 1:
Protokoll 2:

Judging at the following competitions:

42 - TRA-SYN - Boys - 11/12
48 - TRA-SYN - Boys - 17+





Results-Final

16th World Age Group Games

Hannover - Germany

- 22.10.2003 -




FONDÉE EN 1881

41 - TRA-SYN - Girls - 11/12		J1	J2	J3	J4	Diff	J1	J2	J3	Points	Total
1	Christina Sainz (1991) Katish Berruga (1992) Spain	Rnd 3: 8.20	8.50	8.30	8.40	8.30	8.60	8.60	8.60	42.20	42.20
2	Sian Meldrum (1991) Katie Ianson (1991) Great Britain	Rnd 3: 7.80	7.70	7.60	8.00	7.60	9.10	9.10	9.10	41.30	41.30
3	Katharina Rump (1991) Linda Rütter (1991) Germany	Rnd 3: 8.10	8.20	8.30	8.30	6.20	9.10	9.10	9.10	40.90	40.90
4	Katherine McLeod (1991) Samantha Sendel (1991) Canada	Rnd 3: 7.80	8.10	7.80	8.20	7.70	8.60	8.60	8.60	40.80	40.80
5	Haruna Yagi (1992) Miki Daikoku (1992) Japan	Rnd 3: 7.70	8.50	8.10	7.90	6.50	7.60	7.60	7.60	37.70	37.70
6	Imogen Gunner (1992) Emma Scanlon (1991) Great Britain	Rnd 3: 5.70	6.00	5.40	5.70	6.20	6.30	6.30	6.30	30.20	30.20

HS
(Shueyska)

WinTWK-V1.4.103 - 22.10.2003 19:13:48





Results

16th World Age Group Games

Hannover - Germany


- 22.10.2003 -



FONDÉE EN 1881

41 - TRA-SYN - Girls - 11/12		J1	J2	J3	J4	Diff	J1	J2	J3	Points	Total
1	Christina Sainz (1991) Katish Berruga (1992) Spain	Rnd.1: 8.30	8.30	8.50	8.40	8.30	9.30	9.30	9.30	43.60	43.60
2	Haruna Yagi (1992) Miki Daikoku (1992) Japan	Rnd.1: 7.80	8.40	8.20	8.30	6.50	9.10	9.10	9.10	41.20	41.20
3	Katherine McLeod (1991) Samantha Sendel (1991) Canada	Rnd.1: 7.40	7.40	7.50	7.60	7.70	9.10	9.10	9.10	40.80	40.80
4	Katharina Rump (1991) Linda Rütter (1991) Germany	Rnd.1: 8.70	7.50	7.50	7.70	6.20	9.50	9.50	9.50	40.40	40.40
5	Imogen Gunner (1992) Emma Scanlon (1991) Great Britain	Rnd.1: 7.90	7.20	7.80	7.40	8.20	8.40	8.40	8.40	40.20	40.20
6	Sian Meldrum (1991) Katie Ianson (1991) Great Britain	Rnd.1: 7.80	7.70	7.70	7.90	7.60	8.50	8.50	8.50	40.10	40.10
7	Chihiro Yamamoto (1992) Yukako Seki (1992) Japan	Rnd.1: 7.70	8.30	8.30	8.10	6.00	8.70	8.70	8.70	39.80	39.80
8	Kelsie Porter (1991) Janci Karvas (1992) USA	Rnd.1: 7.40	7.70	7.30	7.70	9.30	7.50	7.50	7.50	39.40	39.40
9	Rebecca Abel (1991) Kelsey Kubels (1991) Canada	Rnd.1: 7.80	7.90	7.60	7.80	6.00	8.50	8.50	8.50	38.60	38.60
10	Jody Spear (1991) Julienne O'Rourke (1991) Australia	Rnd.1: 7.90	7.60	7.80	7.70	6.30	8.30	8.30	8.30	38.40	38.40
11	Robin Van der Werf (1991) Tara Fokké (1991) Netherlands	Rnd.1: 8.30	8.00	8.40	7.90	5.20	8.40	8.40	8.40	38.30	38.30
12	Vanessa Santos (1991) Marina Gama Ramos (1991) Brazil	Rnd.1: 8.00	7.90	8.40	7.80	4.30	9.00	9.00	9.00	38.20	38.20
13	Leah Soerensen (1991) Kamilla Dehn (1992) Denmark	Rnd.1: 7.50	6.90	7.40	7.30	6.30	8.30	8.30	8.30	37.60	37.60
14	Ana Arrais (1991) Mariana Flamino (1991) Portugal	Rnd.1: 7.80	7.70	7.60	7.50	3.30	9.40	9.40	9.40	37.40	37.40
15	Sofia Pereira (1991) Rita Veiga (1991) Portugal	Rnd.1: 7.40	7.70	7.50	7.50	3.90	9.10	9.10	9.10	37.10	37.10
16	Romin Meijering (1991) Nikki Alkema (1992) Netherlands	Rnd.1: 7.60	7.50	7.60	7.90	4.70	8.50	8.50	8.50	36.90	36.90
17	Thuanne Melo (1991) Ingrid Alves (1991) Brazil	Rnd.1: 7.40	7.20	7.10	7.60	5.20	7.60	7.60	7.60	35.00	35.00

WinTWK-V1.4.103 - 22.10.2003 15:09:00



Results

16th World Age Group Games


Hannover - Germany
- 22.10.2003 -



41 - TRA-SYN - Girls - 11/12		J1	J2	J3	J4	Diff	J1	J2	J3	Points	Total
18	Halley Kretschmer (1991) Ashley Grimes (1992) USA	Rnd 1: 3.00	2.70	3.00	2.90	3.30	3.10	3.10	3.10	15.40	15.40
19	Katrina Yeoman (1991) Hayley Tagell (1991) Australia	Rnd 1: 2.30	1.90	2.20	2.10	2.30	2.40	2.40	2.40	11.40	11.40

Handwritten signature: J. Skryzka

WinTWK-V1.4.103 - 22.10.2003 15:09:01





Judges

16th World Age Group Games

Hannover - Germany

- 23.10.2003 -



Judges-Panel - 11 :

SYN - Girls - 13/14

Superior-Judge:	Tatyana Shuyska	
SJudge-assistent:	Xing Liu	China
Execution-Judge 1:	Konstantin Gulisashvili	Georgia
Execution-Judge 2:	Helen Van der Walt	South Africa
Execution-Judge 3:	Carmen Domini	Argentina
Execution-Judge 4:	Frans Debruyne	Belgium
Difficultiy-Judge 1:	Jenny Söderlund	Switzerland
Difficultiy-Judge 2:	Brett Austin	Australia
Assistent-difficulty:	Robert Wagner	Germany
Synchron-Judge 1:	João Oliveira	Portugal
Synchron-Judge 2:		
Synchron-Judge 3:		
Protokoll 1:		
Protokoll 2:		

Judging at the following competitions:

43 - TRA-SYN - Girls - 13/14

Qualification + Final

WinTWK-V1.4.103 - 23.10.2003 15:15:30





Results Final


16th World Age Group Games

Hannover - Germany
- 23.10.2003 -



43 - TRA-SYN - Girls - 13/14		J1	J2	J3	J4	Diff	J1	J2	J3	Points	Total
1	Roxy Milliner (1989) Caitlin Thomson (1989) Great Britain	Rnd 3: 8.00	8.00	8.10	8.00	8.50	9.10	9.10	9.10	42.70	42.70
2	Svitlana Syvanych (1990) Olena Syvanych (1989) Ukraine	Rnd 3: 8.20	7.90	7.90	7.50	10.30	8.30	8.30	8.30	42.70	42.70
3	Emily Laing (1989) Haylee Tinnock (1989) New Zealand	Rnd 3: 8.30	7.90	7.90	7.50	8.30	9.10	9.10	9.10	42.30	42.30
4	Deborah Vefema (1989) Anita Pot (1989) Netherlands	Rnd 3: 8.00	8.00	8.00	8.00	7.60	9.10	9.10	9.10	41.80	41.80
5	Risa Takayama (1991) Ai Takayama (1989) Japan	Rnd 3: 7.90	8.20	8.20	7.90	7.70	8.90	8.90	8.90	41.60	41.60
6	Lara Hüninghake (1989) Carina Baumgärtner (1990) Germany	Rnd 3: 8.00	8.40	8.30	7.90	8.20	7.10	7.10	7.10	38.70	38.70

Handwritten signature: P. Sharpska



Results Qualification

16th World Age Group Games

Hannover - Germany


- 23.10.2003 -



FONDÉE EN 1881

43 - TRA-SYN - Girls - 13/14		J1	J2	J3	J4	Diff	J1	J2	J3	Points	Total
1	Svitlana Syvanych (1990) Olena Syvanych (1989) Ukraine	Rnd 1: 8.10	7.70	8.10	7.90	10.30	9.00	9.00	9.00	44.30	44.30
2	Roxy Milliner (1989) Caitlin Thomson (1989) Great Britain	Rnd 1: 7.80	7.80	8.00	7.80	8.50	9.40	9.40	9.40	42.90	42.90
3	Lara Hüninghake (1989) Carina Baumgärtner (1990) Germany	Rnd 1: 8.10	8.30	7.90	8.40	8.20	9.10	9.10	9.10	42.80	42.80
4	Emily Laing (1989) Haylee Tinnock (1989) New Zealand	Rnd 1: 8.00	8.30	7.80	8.10	8.30	8.90	8.90	8.90	42.20	42.20
5	Deborah Velema (1989) Anita Pot (1989) Netherlands	Rnd 1: 7.90	7.90	7.90	8.20	7.60	9.40	9.40	9.40	42.20	42.20
6	Risa Takayama (1991) Ai Takayama (1989) Japan	Rnd 1: 7.90	8.10	7.90	8.10	7.70	9.20	9.20	9.20	42.10	42.10
7	Anastasia Zhuravieva Natalia Zhuravieva Russia	Rnd 1: 7.80	7.30	7.70	7.60	9.00	8.90	8.90	8.90	42.10	42.10
8	Christiane Ungar (1989) Alexandra Kohler (1989) Germany	Rnd 1: 7.80	7.70	7.80	7.80	8.20	9.10	9.10	9.10	42.00	42.00
9	Virgine Masse (1990) Nina Payonne (1989) France	Rnd 1: 7.10	8.10	7.40	7.40	7.60	9.50	9.50	9.50	41.40	41.40
10	Tessa Wiederholdt (1990) Talitha Hanff (1990) Netherlands	Rnd 1: 8.20	7.20	7.80	7.50	7.20	9.30	9.30	9.30	41.10	41.10
11	Júlia Fernandes (1989) Nathalia Donato (1989) Brazil	Rnd 1: 7.90	7.20	7.80	7.10	8.10	9.00	9.00	9.00	41.10	41.10
12	Yurie Ojima (1990) Yauka Itoh (1990) Japan	Rnd 1: 7.90	8.20	7.60	7.60	7.70	8.50	8.50	8.50	40.20	40.20
13	Zita Frydrychova (1991) Gabriela Palacka (1989) Czech Republic	Rnd 1: 7.80	7.90	7.50	7.50	5.50	9.30	9.30	9.30	39.40	39.40
14	Sally Brown (1990) Bethany Bailey (1990) Australia	Rnd 1: 7.90	7.20	7.50	7.40	7.40	8.30	8.30	8.30	38.90	38.90
15	Sara Marques (1989) Andreia Cruz (1989) Portugal	Rnd 1: 7.80	7.50	8.00	7.90	5.60	8.60	8.60	8.60	38.50	38.50
16	Amy Stroud (1988) Anita Cirillo (1989) Canada	Rnd 1: 7.20	7.20	7.40	7.00	8.10	7.80	7.80	7.80	38.10	38.10
17	Yasmin Gumbs (1990) Danielle Pietruszka (1990) Great Britain	Rnd 1: 6.80	7.90	7.40	8.20	8.40	7.10	7.10	7.10	37.90	37.90

WinTWK-V1.4.103 - 23.10.2003 15:16:38



Results Qualification

16th World Age Group Games

Hannover - Germany

- 23.10.2003 -



FONDÉE EN 1881

43 - TRA-SYN - Girls - 13/14		J1	J2	J3	J4	Diff	J1	J2	J3	Points	Total
18	Bárbara Silva (1989) Léticia Dornas (1989) Brazil	Rnd 1: 7.30	8.00	7.40	7.50	7.40	7.10	7.10	7.10	36.50	36.50
19	Starr Smith (1989) Dacyn Claudell (1991) USA	Rnd 1: 7.20	6.80	7.20	7.30	7.60	6.60	6.60	6.60	35.20	35.20
20	Jaimi Meyer (1990) Danielle Emery (1989) Australia	Rnd 1: 3.00	3.70	3.10	3.70	3.90	4.50	4.50	4.50	19.70	19.70
21	Oíga Sinitsina (1990) Marina Samohvalova (1990) Belarus	Rnd 1: 2.30	3.10	2.60	3.20	4.60	3.30	3.30	3.30	16.90	16.90
22	Sonja Erikäinen (1989) Jelena Lössakova (1990) Finland	Rnd 1: 3.00	2.80	2.80	2.90	2.90	3.70	3.70	3.70	16.00	16.00
23	Louise Joergensen (1989) Pernille Dietz (1990) Denmark	Rnd 1: 3.10	2.70	2.20	2.20	3.60	3.00	3.00	3.00	14.50	14.50
24	Alicia Fajardo (1990) Laura Garcia (1991) Spain	Rnd 1: 2.20	2.30	2.20	2.20	3.40	2.40	2.40	2.40	12.60	12.60
25	Audra Osborne (1989) Amanda Oaks (1989) USA	Rnd 1: 2.30	1.20	2.00	1.20	3.10	2.60	2.60	2.60	11.50	11.50
26	Joana Chumbinho (1989) Cristina Silva (1989) Portugal	Rnd 1: 0.00	0.00	0.00	0.00	0.00	0.00	0.00	0.00	0.00	0.00
27	Jorien Willems Stefanie De Smet Belgium										

(Shayška)

WinTWK-V1.4.103 - 23.10.2003 15:16:38



Judges

16th World Age Group Games

Hannover - Germany

- 24.10.2003 -



FONDÉE EN 1881

Judges-Panel - 32 :

TRA SYN - Girls - 15/16

Superior-Judge:	Tatyana Shuyska	FIG
SJudge-assistent:	Patti Conner	USA
Execution-Judge 1:	Steven Van Vliet	Netherlands
Execution-Judge 2:	Emanuela Raimondo	Italy
Execution-Judge 3:	Ximing Ding	China
Execution-Judge 4:	Viktor Kagarlitskyy	Ukraine
Difficulty-Judge 1:	Bo Tureby	Denmark
Difficulty-Judge 2:	Heidi Berger	Germany
Assistent-difficulty:	Jonas Apelgren	Sweden
Synchron-Judge 1:	Tomoko Haya	Japan
Synchron-Judge 2:		
Synchron-Judge 3:		
Protokoll 1:		
Protokoll 2:		

Judging at the following competitions:

45 - TRA-SYN - Girls - 15/16

Qualification + Final

(Shuyska)

WinTWK-V1.4.103 - 24.10.2003 14:19:00





Results Final

16th World Age Group Games

Hannover - Germany

- 24.10.2003 -



FONDÉE EN 1881

45 - TRA-SYN - Girls - 15/16		J1	J2	J3	J4	Diff	J1	J2	J3	Points	Total
1	Ana Rente (1988) Sofia Esménio (1988) Portugal	Rnd 3: 7.90	7.90	8.10	8.00	9.60	9.00	9.00	9.00	43.50	43.50
2	Liliya Sylyutina (1987) Maryna Kyiko (1987) Ukraine	Rnd 3: 8.10	8.20	7.80	8.10	10.00	8.20	8.20	8.20	42.60	42.60
3	Danore Hendriks (1989) Tammy Vink (1988) Netherlands	Rnd 3: 8.30	8.30	8.30	8.10	7.80	9.00	9.00	9.00	42.40	42.40
4	Jessica Tiede (1988) Verena Rodemann (1987) Germany	Rnd 3: 7.80	7.50	8.10	7.90	8.30	9.10	9.10	9.10	42.20	42.20
5	Simona Kadlecova (1987) Jana Vaculinova (1987) Czech Republic	Rnd 3: 6.40	6.30	6.70	6.60	8.00	7.60	7.60	7.60	36.20	36.20
6	Lauren Allen (1987) Stacey Dann (1988) Great Britain	Rnd 3: 1.60	2.20	1.90	2.40	4.00	2.70	2.70	2.70	13.50	13.50

WinTWK-V1.4.103 - 24.10.2003 19:15:51





Results Qualification

16th World Age Group Games

Hannover - Germany

- 24.10.2003 -




FONDÉE EN 1881

45 - TRA-SYN - Girls - 15/16		J1	J2	J3	J4	Diff	J1	J2	J3	Points	Total
1	Ana Rente (1988) Sofia Esménio (1988) Portugal	Rnd 1: 8.10	8.00	8.20	7.90	9.60	9.20	9.20	9.20	44.10	44.10
2	Lauren Allen (1987) Stacey Dann (1988) Great Britain	Rnd 1: 7.30	7.70	7.80	8.00	11.10	8.70	8.70	8.70	44.00	44.00
3	Simona Kadlecova (1987) Jana Vaculinova (1987) Czech Republic	Rnd 1: 7.90	7.40	7.60	7.70	8.70	9.60	9.60	9.60	43.20	43.20
4	Jessica Tiede (1988) Verena Rodemann (1987) Germany	Rnd 1: 7.70	7.70	7.90	8.00	8.30	9.60	9.60	9.60	43.10	43.10
5	Liliya Sylyutina (1987) Maryna Kyyko (1987) Ukraine	Rnd 1: 8.00	8.20	7.80	8.40	10.00	8.40	8.40	8.40	43.00	43.00
6	Danore Hendriks (1989) Tammy Vink (1988) Netherlands	Rnd 1: 7.90	8.40	8.30	8.10	7.80	9.20	9.20	9.20	42.60	42.60
7	Emily Frost (1990) Hannah Frost (1987) Sweden	Rnd 1: 7.50	7.50	7.40	7.80	8.40	9.10	9.10	9.10	41.60	41.60
8	Ilyan Keay (1987) Louise Stack (1988) Australia	Rnd 1: 8.30	8.10	8.30	8.30	7.90	8.50	8.50	8.50	41.50	41.50
9	Kimberley Shea (1990) Amanda Smith (1987) New Zealand	Rnd 1: 8.00	7.20	8.40	7.60	7.70	9.00	9.00	9.00	41.30	41.30
10	Yuka Ogata (1988) Hiromi Nagaoka (1988) Japan	Rnd 1: 7.30	8.30	7.70	8.30	7.00	9.10	9.10	9.10	41.20	41.20
11	Nao Ueda (1987) Natsumi Maekawa (1987) Japan	Rnd 1: 7.30	8.40	8.00	8.10	7.20	8.70	8.70	8.70	40.70	40.70
12	Sonia Formosa (1988) Ashley Taylor (1988) USA	Rnd 1: 7.40	7.50	7.50	7.60	8.10	8.30	8.30	8.30	39.70	39.70
13	Suzanne Stewart (1989) Anna Vivash (1988) Australia	Rnd 1: 7.30	7.70	7.00	7.60	8.20	8.30	8.30	8.30	39.70	39.70
14	Emilie Widlund (1989) Emma Frost (1988) Sweden	Rnd 1: 7.50	7.60	8.00	7.70	7.80	7.90	7.90	7.90	38.90	38.90
15	Virginia Gontijo Lins (1987) Samantha Oliveira (1987) Brazil	Rnd 1: 7.40	7.60	7.50	7.20	7.40	7.20	7.20	7.20	36.70	36.70
16	Bronagh Mc Cabe (1988) Ashleigh Barr (1987) Ireland	Rnd 1: 7.20	6.90	7.20	7.10	6.60	7.70	7.70	7.70	36.30	36.30
17	Juliane Mania (1988) Catherine Auerbach (1988) Germany	Rnd 1: 4.50	5.50	4.80	5.70	6.40	6.40	6.40	6.40	29.50	29.50

Mo (Sheep)

WinTWK-V1.4 103 - 24.10.2003 14:56:49



Results Qualification

16th World Age Group Games

Hannover - Germany

- 24.10.2003 -




FONDÉE EN 1881

45 - TRA-SYN - Girls - 15/16		J1	J2	J3	J4	Diff	J1	J2	J3	Points	Total
18	Camille Dru (1987) Amandine Vial (1988) France	Rnd 1: 4.90	4.00	4.90	4.00	5.80	5.10	5.10	5.10	24.90	24.90
19	Hannah Lewis (1987) Hannah Davies (1987) Great Britain	Rnd 1: 3.10	4.20	3.10	4.20	5.70	4.10	4.10	4.10	21.20	21.20
20	Filipa Gonçalves (1988) Nadia Morganho (1989) Portugal	Rnd 1: 3.60	4.00	4.00	4.00	2.70	4.10	4.10	4.10	18.90	18.90
21	Anna Paula Fernandes (1987) Giovanna Matheus (1989) Brazil	Rnd 1: 2.50	3.10	2.70	3.60	4.60	3.90	3.90	3.90	18.20	18.20
22	Alaina Herbert (1988) Lauren Hoffpauir (1987) USA	Rnd 1: 0.80	0.70	0.70	0.40	1.50	1.00	1.00	1.00	4.90	4.90
23	Victoria Voronina (1988) Anna Savchenko (1987) Russia	Rnd 1: 0.60	0.70	0.70	0.70	1.50	0.70	0.70	0.70	4.30	4.30
24	Alina Khametzanova (1988) Tatiana Piatkina (1989) Russia	Rnd 1: 0.00	0.00	0.00	0.00	0.00	0.00	0.00	0.00	0.00	0.00

Handwritten signature

WinTWK-V1.4.103 - 24.10.2003 14:56:49





Results-Finale

16th World Age Group Games

Hannover - Germany

- 22.10.2003 -

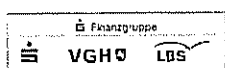
Antus



FONDÉE EN 1881

42 - TRA-SYN - Boys - 11/12		J1	J2	J3	J4	Diff	J1	J2	J3	Points	Total
1	Kenta Tsuji (1992) Subaru Shintani (1992) Japan	Rnd 3: 7.80	8.00	7.70	8.40	8.40	8.70	8.70	8.70	41.60	41.60
2	Hiroki Sakuramoto (1991) Yutaro Nakahara (1991) Japan	Rnd 3: 7.30	7.60	7.50	7.90	7.50	9.00	9.00	9.00	40.60	40.60
3	Reece Thompson (1991) Matthew Delforce (1991) Australia	Rnd 3: 7.70	7.50	7.30	7.60	7.10	8.90	8.90	8.90	40.00	40.00
4	Paul Warwick (1991) Thomas Foreman (1991) Great Britain	Rnd 3: 7.10	7.40	7.40	7.60	7.50	8.40	8.40	8.40	39.10	39.10
5	Alexander Falsing (1992) Daniel Praest (1992) Denmark	Rnd 3: 7.70	7.30	8.20	7.30	7.30	8.00	8.00	8.00	38.30	38.30
6	Nicolau Marques (1991) Antonio Vieira (1991) Portugal	Rnd 3: 4.30	5.50	5.00	5.50	5.60	6.10	6.10	6.10	28.30	28.30

WinTWK-V1.4.103 - 22.10.2003 19:20:16





Results

16th World Age Group Games

Hannover - Germany

- 22.10.2003 -

Handwritten signature



FONDÉE EN 1881

42 - TRA-SYN - Boys - 11/12		J1	J2	J3	J4	Diff	J1	J2	J3	Points	Total
1	Hiroki Sakuramoto (1991) Yutaro Nakahara (1991) Japan	Rnd 1: 7.30	7.80	7.60	8.10	7.50	9.30	9.30	9.30	41.50	41.50
2	Kenta Tsuji (1992) Subaru Shintani (1992) Japan	Rnd 1: 7.70	8.10	8.30	8.30	8.40	8.00	8.00	8.00	40.80	40.80
3	Nicolau Marques (1991) Antonio Vieira (1991) Portugal	Rnd 1: 7.60	7.40	8.30	7.60	8.00	8.70	8.70	8.70	40.60	40.60
4	Alexander Falsing (1992) Daniel Praest (1992) Denmark	Rnd 1: 7.70	7.10	7.70	7.10	7.30	8.70	8.70	8.70	39.50	39.50
5	Reece Thompson (1991) Matthew Deiforce (1991) Australia	Rnd 1: 7.00	6.70	7.50	7.10	7.10	9.00	9.00	9.00	39.20	39.20
6	Paul Warwicker (1991) Thomas Foreman (1991) Great Britain	Rnd 1: 7.20	7.60	7.20	7.60	7.50	8.10	8.10	8.10	38.50	38.50
7	Liam Abrahams (1991) Phillip Spencer (1991) Great Britain	Rnd 1: 7.80	7.70	8.00	7.50	6.50	8.10	8.10	8.10	38.20	38.20
8	Maxim Ruban (1992) Valeri Anisimov (1992) Russia	Rnd 1: 7.70	8.20	7.90	8.20	6.60	7.60	7.60	7.60	37.90	37.90
9	Paulo Rente (1992) João Rosa (1991) Portugal	Rnd 1: 7.50	8.20	7.40	8.00	5.50	8.40	8.40	8.40	37.80	37.80
10	Ion Bobu (1991) Mihai Cemurtan (1992) Moldova	Rnd 1: 0.70	6.10	7.40	6.00	6.60	8.60	8.60	8.60	35.90	35.90
11	Artur Parreiras (1992) Tácito Araripe (1991) Brazil	Rnd 1: 7.10	7.50	6.90	7.50	4.30	6.20	6.20	6.20	31.30	31.30
12	Antonio Yagüe (1992) J. Ramon Fernandez (1991) Spain	Rnd 1: 1.00	2.40	1.50	2.30	2.90	2.00	2.00	2.00	10.70	10.70
13	Joshua Battagliola (1992) Aiden Thomas (1992) Australia	Rnd 1: 2.20	1.50	2.10	1.30	2.90	2.10	2.10	2.10	10.70	10.70
14	Mauritz Scheepers (1991) Jean Jacques Viviers (1991) South Africa	Rnd 1: 1.90	1.20	1.70	1.20	2.90	1.90	1.90	1.90	9.60	9.60

WinTWK-V1.4.103 - 22.10.2003 15:03:48





Judges

16th World Age Group Games

Hannover - Germany

- 23.10.2003 -



Judges-Panel - 12 :

SYN - Boys - 13/14

Superior-Judge:	Traci House	Canada
SJudge-assistent:	Hannele Portman	Finland
Execution-Judge 1:	Viktor Kagarlitsky	Ukraine
Execution-Judge 2:	Jonas Apelgren	Sweden
Execution-Judge 3:	Jakub Zaim	Poland
Execution-Judge 4:	Gabrielle Gingras	Canada
Difficultiy-Judge 1:	Valeri Yanushkovski	Belarus
Difficultiy-Judge 2:	Daniel Meier	Switzerland
Assistent-difficulty:	Steven Van Vliet	Netherlands
Synchron-Judge 1:	Lucien Viviani	France
Synchron-Judge 2:		
Synchron-Judge 3:		
Protokoll 1:		
Protokoll 2:		

Judging at the following competitions:

44 - TRA-SYN - Boys - 13/14

Qualification + Final

House

WinTWK-V1.4.103 - 23.10.2003 14:53:13





Results Final

16th World Age Group Games

Hannover - Germany
- 23.10.2003 -




44 - TRA-SYN - Boys - 13/14		J1	J2	J3	J4	Diff	J1	J2	J3	Points	Total
1	Andrew Freeman (1989) Michael Freeman Great Britain	Rnd 3: 7.90	8.10	8.10	7.80	10.50	9.60	9.60	9.60	45.70	45.70
2	Dmitry Rozhkov (1989) Ilya Grishunin (1989) Russia	Rnd 3: 8.30	7.90	8.50	8.20	9.80	8.80	8.80	8.80	43.90	43.90
3	Dairyu Yamada (1990) Daichi Takayama (1989) Japan	Rnd 3: 8.00	8.30	7.80	8.00	8.90	9.00	9.00	9.00	42.90	42.90
4	Christopher Schüpferling (1989) Patrick Achtzehn (1989) Germany	Rnd 3: 7.80	7.80	8.10	7.90	9.40	8.80	8.80	8.80	42.70	42.70
5	Kevin Heger (1989) Andrew Muzzarelli (1989) USA	Rnd 3: 8.00	7.70	7.90	7.80	8.80	9.10	9.10	9.10	42.70	42.70
6	Takamasa Nagasaki (1989) Naohiko Ito (1989) Japan	Rnd 3: 8.50	8.40	8.30	8.60	8.90	8.40	8.40	8.40	42.60	42.60

Handwritten signature

WinTWK-V1 4.103 - 23.10.2003 19:26:55





Results Qualification

16th World Age Group Games

Hannover - Germany

- 23.10.2003 -

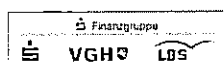


FONDÉE EN 1881

44 - TRA-SYN - Boys - 13/14		J1	J2	J3	J4	Diff	J1	J2	J3	Points	Total
1	Andrew Freeman (1989) Michael Freeman Great Britain	Rnd 1: 8.00	7.80	7.80	8.00	10.50	9.20	9.20	9.20	44.70	44.70
2	Dmitry Rozhkov (1989) Ilya Grishunin (1989) Russia	Rnd 1: 8.30	8.30	8.20	8.60	9.80	9.10	9.10	9.10	44.60	44.60
3	Dairyu Yamada (1990) Daichi Takayama (1989) Japan	Rnd 1: 7.70	8.60	7.80	8.20	8.90	9.50	9.50	9.50	43.90	43.90
4	Christopher Schüpferling (1989) Patrick Achtzehn (1989) Germany	Rnd 1: 8.00	7.90	8.00	8.30	9.40	9.00	9.00	9.00	43.40	43.40
5	Takamasa Nagasaki (1989) Naohiko Ito (1989) Japan	Rnd 1: 8.30	8.40	8.30	8.80	8.90	8.70	8.70	8.70	43.00	43.00
6	Kevin Heger (1989) Andrew Muzzarelli (1989) USA	Rnd 1: 7.90	7.40	8.00	7.50	8.80	9.40	9.40	9.40	43.00	43.00
7	Phillip Barbaro (1989) Kyhle Soehn (1989) Canada	Rnd 1: 7.70	7.80	7.60	7.50	10.80	8.20	8.20	8.20	42.50	42.50
8	Kieran Tuhi (1990) Ryan Besseling (1991) New Zealand	Rnd 1: 7.50	8.10	7.70	7.90	8.10	9.30	9.30	9.30	42.30	42.30
9	Luke Rendell (1989) Tom Lewis (1989) Great Britain	Rnd 1: 7.30	7.70	7.80	7.90	10.70	7.70	7.70	7.70	41.60	41.60
10	Jarrod Spear (1989) Jason Johnson (1990) Australia	Rnd 1: 7.90	8.00	7.90	8.00	8.20	8.70	8.70	8.70	41.50	41.50
11	Sven-Oliver Grethe (1991) Maurice Ehlert (1990) Germany	Rnd 1: 7.50	7.60	7.50	7.70	8.10	9.00	9.00	9.00	41.20	41.20
12	Matteo Campus (1990) Cyril Gombauld (1990) France	Rnd 1: 7.90	7.80	8.10	7.90	8.00	7.60	7.60	7.60	39.00	39.00
13	Roman Yuralevich (1990) Roman Danilov (1989) Belarus	Rnd 1: 7.00	8.20	6.90	8.30	10.00	6.90	6.90	6.90	39.00	39.00
14	Julian Napier (1990) Matthew Butt (1989) Australia	Rnd 1: 7.40	7.20	7.50	7.30	7.50	8.20	8.20	8.20	38.60	38.60
15	Lucky Radebe (1990) Strike Nkuna (1990) South Africa	Rnd 1: 6.90	6.80	7.30	6.90	8.50	8.10	8.10	8.10	38.50	38.50
16	João Gonçalves (1989) Miguel Gonçalves (1989) Portugal	Rnd 1: 7.30	7.30	7.30	7.40	8.30	7.50	7.50	7.50	37.90	37.90
17	James Barr (1989) Daryl Brammield (1990) Ireland	Rnd 1: 5.50	5.80	5.50	5.20	5.60	6.00	6.00	6.00	28.60	28.60

JH case

WinTWK-V1.4.103 - 23.10.2003 14:48:50





Results Qualification

16th World Age Group Games

Hannover - Germany

- 23.10.2003 -



FONDÉE EN 1881

44 - TRA-SYN - Boys - 13/14		J1	J2	J3	J4	Diff	J1	J2	J3	Points	Total
18	Mario Pereira (1990) Joao Caixeirinho (1990) Portugal	Rnd 1: 1.60	2.00	1.60	2.00	3.40	2.60	2.60	2.60	12.20	12.20
19	Alexander Seifert (1990) Mathieu Dionne-Crockford (1989) Canada	Rnd 1: 0.80	0.80	0.80	0.80	1.30	0.80	0.80	0.80	4.50	4.50

Alone

WinTWK-V1.4.103 - 23.10.2003 14:48:51



Judges

16th World Age Group Games

Hannover - Germany

- 24.10.2003 -



FONDÉE EN 1881

Judges-Panel - 19 :

TRA SYN - Boys - 15/16

Superior-Judge:	Vladimir Zeman	Czech Republic
S.Judge-assistent:	Konstantin Gulisashvili	Georgia
Execution-Judge 1:	Inger Lind	Denmark
Execution-Judge 2:	Hirofumi Morita	Japan
Execution-Judge 3:	Juan Manuel Gomez	Spain
Execution-Judge 4:	João Oliveira	Portugal
Difficulty-Judge 1:	Dave Ross	Canada
Difficulty-Judge 2:	Nikki Van der Walt	South Africa
Assistent-difficulty:	Lucien Viviani	France
Synchron-Judge 1:	Marcos Oliveira	Brazil
Synchron-Judge 2:		
Synchron-Judge 3:		
Protokoll 1:		
Protokoll 2:		

Judging at the following competitions:

46 - TRA-SYN - Boys - 15/16

Qualification + Final

WinTWK-V1.4.103 - 24.10.2003 15:30:58





Results Final

16th World Age Group Games

Hannover - Germany

- 24.10.2003 -



FONDÉE EN 1861

46 - TRA-SYN - Boys - 15/16			J1	J2	J3	J4	Diff	J1	J2	J3	Points	Total
1	Takashi Yamakawa (1988) Masaki Ito (1988) Japan	Rnd 3:	8.70	8.70	8.10	8.80	11.90	9.70	9.70	9.70	48.70	48.70
2	Antonio Gonakov (1988) Evgeny Roik (1987) Russia	Rnd 3:	8.00	7.80	8.10	8.10	12.70	9.10	9.10	9.10	47.00	47.00
3	Viacheslav Model (1987) Andrei Homuton (1988) Belarus	Rnd 3:	7.60	7.90	7.70	7.70	13.10	8.90	8.90	8.90	46.30	46.30
4	Paul Noblett (1987) Jem Camble (1987) Great Britain	Rnd 3:	8.00	8.40	7.80	8.50	11.40	9.20	9.20	9.20	46.20	46.20
5	Dominic Swaffer (1987) Nicholas Joyce (1987) Great Britain	Rnd 3:	7.70	7.90	7.80	8.20	10.90	8.00	8.00	8.00	42.60	42.60
6	Taro Kono (1987) Tomoyuki Baba (1987) Japan	Rnd 3:	0.00	0.80	0.00	0.80	1.50	0.90	0.90	0.90	4.10	4.10

WinTWK-V1.4 103 - 24.10.2003 19:25:02





Results

16th World Age Group Games

Hannover - Germany
- 24.10.2003 -



46 - TRA-SYN - Boys - 15/16			J1	J2	J3	J4	Diff	J1	J2	J3	Points	Total
1	Takashi Yamakawa (1988) Masaki Ito (1988) Japan	Rnd 1:	8.40	8.70	8.30	8.70	11.90	9.40	9.40	9.40	47.80	47.80
2	Paul Noblett (1987) Jem Camble (1987) Great Britain	Rnd 1:	7.90	8.00	7.80	7.90	11.40	9.00	9.00	9.00	45.20	45.20
3	Viacheslav Model (1987) Andrei Homuton (1988) Belarus	Rnd 1:	7.40	7.70	7.50	7.50	13.10	8.50	8.50	8.50	45.10	45.10
4	Antonlo Gonakov (1988) Evgeny Roik (1987) Russia	Rnd 1:	7.40	7.00	8.10	7.00	12.70	9.00	9.00	9.00	45.10	45.10
5	Taro Kono (1987) Tomoyuki Baba (1987) Japan	Rnd 1:	8.30	8.00	8.20	8.30	11.00	7.90	7.90	7.90	43.30	43.30
6	Dominic Swaffer (1987) Nicholas Joyce (1987) Great Britain	Rnd 1:	7.70	7.80	7.40	8.00	10.90	8.40	8.40	8.40	43.20	43.20
7	Leigh Howlett (1987) Gregory Clune (1988) Australia	Rnd 1:	7.70	7.90	7.40	7.80	9.10	9.10	9.10	9.10	42.80	42.80
8	Pavel Zavyalov (1988) Sergey Kovalev (1988) Russia	Rnd 1:	7.40	7.20	7.70	7.80	10.80	8.40	8.40	8.40	42.70	42.70
9	Antonio Moreira (1987) Jaime Dias (1987) Portugal	Rnd 1:	6.80	7.60	7.10	7.50	9.20	9.40	9.40	9.40	42.60	42.60
10	Christophe Fait (1987) Romain Legros (1987) France	Rnd 1:	7.40	7.20	7.40	7.20	11.30	8.30	8.30	8.30	42.50	42.50
11	Steven Gluckstein (1990) Matthew Hamel (1988) USA	Rnd 1:	7.70	7.00	7.90	7.10	9.00	8.70	8.70	8.70	41.20	41.20
12	Andriy Matvyeyev (1988) Vyacheslav Makovetsky (1987) Ukraine	Rnd 1:	6.70	6.30	6.70	7.00	10.40	8.60	8.60	8.60	41.00	41.00
13	Kevin Feyfant (1987) Kevin Lesueur (1987) France	Rnd 1:	8.20	8.10	8.30	8.20	8.50	7.60	7.60	7.60	40.10	40.10
14	Benjamin Windsor (1987) Lance Henry (1987) New Zealand	Rnd 1:	7.20	7.80	7.80	7.70	7.00	8.30	8.30	8.30	39.10	39.10
15	Ty Swadling (1988) Ben Harris (1987) Australia	Rnd 1:	7.30	7.70	7.40	7.60	8.40	7.80	7.80	7.80	39.00	39.00
16	Adam Cox (1987) Simon Black (1988) Ireland	Rnd 1:	7.40	7.10	7.50	7.50	6.20	8.50	8.50	8.50	38.10	38.10
17	Jonathan Bender (1989) Jordan Bonne (1988) USA	Rnd 1:	6.60	6.30	6.60	6.90	6.80	8.00	8.00	8.00	36.00	36.00

WinTWK-V1.4.103 - 24.10.2003 17:29:47



Results

16th World Age Group Games

Hannover - Germany
- 24.10.2003 -



46 - TRA-SYN - Boys - 15/16		J1	J2	J3	J4	Diff	J1	J2	J3	Points	Total
18	Jacob Andersen (1987) Nicki Dehn (1988) Denmark	Rnd 1: 7.00	7.20	7.20	7.60	8.30	6.30	6.30	6.30	35.30	35.30
19	Angel Alonso (1987) David Tain (1987) Spain	Rnd 1: 6.00	5.20	5.60	5.60	7.80	7.40	7.40	7.40	33.80	33.80
20	Luis Pereira (1988) Andre Pereira (1989) Portugal	Rnd 1: 3.40	4.60	3.40	4.70	5.30	5.40	5.40	5.40	24.10	24.10
21	Gregor Marek (1987) Pasqual Bahr (1987) Germany	Rnd 1: 3.20	4.00	3.40	3.80	6.30	4.60	4.60	4.60	22.70	22.70
22	Henry Stock (1987) Siphiwe Mosoung (1987) South Africa	Rnd 1: 2.60	1.90	2.70	1.90	4.50	3.10	3.10	3.10	15.20	15.20
23	Jamie Lange (1987) Remi Belanger (1987) Canada	Rnd 1: 0.80	0.80	0.90	0.80	1.50	0.90	0.90	0.90	4.90	4.90
24	Guilherme Pinheiro (1987) Gabriel Machado (1987) Brazil	Rnd 1: 0.00	0.70	0.00	0.80	1.10	1.00	1.00	1.00	3.80	3.80
25	Eugene Pienaar (1987) Nicholaas Coetzee (1988) South Africa	Rnd 1: 0.00	0.00	0.00	0.00	0.00	0.00	0.00	0.00	0.00	0.00
26	Dan Gullekson (1988) Stephen Hauck (1988) Canada										

WinTWK-V1.4.103 - 24.10.2003 17:29:47





Judges

16th World Age Group Games

Hannover - Germany
- 22.10.2003 -



Judges-Panel - 24 :

SYN Girls 17+

Superior-Judge:	Traci House	Canada
S-Judge-assistent:	Chuck Smith	Australia
Execution-Judge 1:	Ximing Ding	China
Execution-Judge 2:	Hirofumi Morita	Japan
Execution-Judge 3:	Natalia Lebedeva	Belarus
Execution-Judge 4:	Heike Rath	Namibian
Difficulty-Judge 1:	Jenny Sönderlund	Sweden
Difficulty-Judge 2:	Brett Austine	Australia
Assistant-difficulty:	Juan Manuel Gomez	Spain
Synchron-Judge 1:	Carlos Alaeño Rocha	Brazil
Synchron-Judge 2:		
Synchron-Judge 3:		
Protokoll 1:		
Protokoll 2:		

Judging at the following competitions:

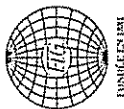
Japan



Judges

16th World Age Group Games

Hannover - Germany
- 22.10.2003 -



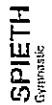
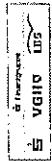
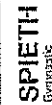

Judges-Panel - 23 :

SYN Boys 17+

Superior-Judge:	Sara Piscarella	Portugal
S-Judge-assistent:	Lubov Bakina	Russia
Execution-Judge 1:	Janine Glover	Netherlands
Execution-Judge 2:	Caroline Jasper	Belgium
Execution-Judge 3:	Emanuela Raimondo	Italy
Execution-Judge 4:	Emiliva Zhekova	Bulgaria
Difficulty-Judge 1:	Bo Tureby	Denmark
Difficulty-Judge 2:	Heidal Berger	Germany
Assistant-difficulty:	Tomas Kovacs	Hungary
Synchron-Judge 1:	Alexey Ryzhkov	Russia
Synchron-Judge 2:		
Synchron-Judge 3:		
Protokoll 1:		
Protokoll 2:		

Judging at the following competitions:

Spain





Results-Final

16th World Age Group Games

Hannover - Germany

- 22.10.2003 -





FONDÉE EN 1881

47 - TRA-SYN - Girls - 17+		J1	J2	J3	J4	Diff	J1	J2	J3	Points	Total
1	Naoko Nishida (1986) Kayo Yoshida (1985) Japan	Rnd 3: 8.50	8.50	8.70	8.70	8.10	9.60	9.60	9.60	44.50	44.50
2	Emilie Duclay (1986) Elodie Dufau (1983) France	Rnd 3: 8.10	8.00	8.00	7.70	9.60	8.60	8.60	8.60	42.80	42.80
3	Rebeca Cruz (1986) Ana Paula Teixeira (1987) Brazil	Rnd 3: 8.10	7.80	8.00	8.00	8.30	8.90	8.90	8.90	42.10	42.10
4	Nicole Roethle (1985) Amanda Bailey (1986) USA	Rnd 3: 8.00	7.60	8.20	7.90	9.60	7.10	7.10	7.10	39.70	39.70
5	Polly Osmond (1981) Rebecca Stanley (1983) Great Britain	Rnd 3: 7.70	7.10	7.40	6.90	7.60	7.30	7.30	7.30	36.70	36.70
6	Jody Schuurmans (1987) Carola Borkert (1985) Netherlands	Rnd 3: 1.50	1.60	1.30	1.70	1.80	1.60	1.60	1.60	8.10	8.10

House

WinTWK-V1.4.103 - 22.10.2003 19:40:56





Results

16th World Age Group Games

Hannover - Germany

- 22.10.2003 -



FONDÉE EN 1881

47 - TRA-SYN - Girls - 17+			J1	J2	J3	J4	Diff	J1	J2	J3	Points	Total
1	Emilie Duclay (1986) Elodie Dufau (1983) France	Rnd.1:	8.40	7.90	8.50	7.60	9.60	8.90	8.90	8.90	43.70	43.70
2	Naoko Nishida (1986) Kayo Yoshida (1985) Japan	Rnd.1:	8.30	8.30	8.50	8.30	8.10	9.20	9.20	9.20	43.10	43.10
3	Nicole Roethlis (1985) Amanda Bailey (1986) USA	Rnd.1:	7.30	7.90	7.60	8.20	9.60	8.80	8.80	8.80	42.70	42.70
4	Rebeca Cruz (1986) Ana Paula Teixeira (1987) Brazil	Rnd.1:	8.10	8.10	7.80	8.00	8.30	9.00	9.00	9.00	42.40	42.40
5	Jody Schuurmans (1987) Carola Borkert (1985) Netherlands	Rnd.1:	8.40	7.90	8.10	7.50	7.70	9.30	9.30	9.30	42.30	42.30
6	Polly Osmond (1981) Rebecca Stanley (1983) Great Britain	Rnd.1:	8.20	8.00	8.20	8.10	8.30	8.60	8.60	8.60	41.80	41.80
7	Mertine Konijnenbelt (1986) Karin De Vries (1984) Netherlands	Rnd.1:	7.80	7.50	7.60	7.30	8.50	8.80	8.80	8.80	41.20	41.20
8	Daphne Marsollier (1985) Laetitia Hauwelle (1985) France	Rnd.1:	7.80	8.00	7.70	8.30	10.10	7.60	7.60	7.60	41.10	41.10
9	Lyne Gosselin (1975) Allison Tanaka (1974) Canada	Rnd.1:	7.50	8.00	7.50	8.20	9.30	7.90	7.90	7.90	40.60	40.60
10	Camilla Nielsen (1987) Sarah Müller (1982) Denmark	Rnd.1:	7.30	7.40	7.60	7.80	8.30	8.50	8.50	8.50	40.30	40.30
11	Yoko Seto (1985) Kyoko Nakagawa (1984) Japan	Rnd.1:	7.90	7.40	8.00	7.50	9.70	7.40	7.40	7.40	39.90	39.90
12	Elizabeth Hoks (1986) Jessica Bookhout (1987) USA	Rnd.1:	6.60	7.60	7.60	7.60	7.70	8.10	8.10	8.10	39.10	39.10
13	Helena Gomes (1984) Filipa Victor (1981) Portugal	Rnd.1:	7.30	7.50	7.40	7.70	6.90	8.30	8.30	8.30	38.40	38.40
14	Zuzana Havelkova (1986) Karolina Muchova (1987) Czech Republic	Rnd.1:	7.60	7.60	7.30	7.60	7.70	7.30	7.30	7.30	37.50	37.50
15	Rosa Esteban (1982) Ana Romero (1983) Spain	Rnd.1:	7.70	7.40	7.90	7.40	9.00	6.60	6.60	6.60	37.30	37.30
16	Lisette Sansom (1986) Christie Jenkin (1983) Australia	Rnd.1:	7.20	6.80	7.50	6.90	8.60	6.80	6.80	6.80	36.30	36.30
17	Géraldine Standaert Florence Malherbe Belgium	Rnd.1:	4.70	5.60	4.70	5.50	4.00	6.60	6.60	6.60	27.40	27.40

H. Hance

WinTWK-V1.4.103 - 22.10.2003 16:14:11






Results
16th World Age Group Games
Hannover - Germany
- 22.10.2003 -



47 - TRA-SYN - Girls - 17+		J1	J2	J3	J4	Diff	J1	J2	J3	Points	Total
18	Raquel Pinto (1980) Marta Ferreira (1977) Portugal	Rnd.1: 2.70	4.00	2.70	4.20	5.60	4.10	4.10	4.10	20.50	20.50
19	Amanda Parker (1986) Katherine Driscoll (1986) Great Britain	Rnd.1: 1.50	0.90	1.70	0.90	2.70	1.70	1.70	1.70	8.50	8.50
20	Anna Ivanova (1988) Galina Gontcharenko (1986) Russia	Rnd.1: 0.80	0.10	0.90	0.10	1.50	1.00	1.00	1.00	4.40	4.40

House

WinTWK-V1.4.103 - 22.10.2003 16:14:11





Results-Finale

16th World Age Group Games


Hannover - Germany
- 22.10.2003 -

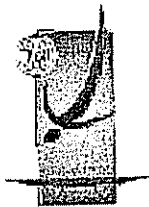


48 - TRA-SYN - Boys - 17+		J1	J2	J3	J4	Diff	J1	J2	J3	Points	Total
1	Sebastian Martiny (1985) Gregoire Pennes (1984) France	Rnd 3: 7.80	8.10	8.30	8.50	14.20	8.10	8.10	8.10	46.80	46.80
2	Sean Butler (1986) Matthew Eldrige (1985) Canada	Rnd 3: 7.10	7.50	7.50	7.40	12.50	6.60	6.60	6.60	40.60	40.60
3	Dmitri Ouchakov (1988) Igor Nadtochy (1986) Russia	Rnd 3: 2.40	2.40	2.40	2.50	4.20	2.50	2.50	2.50	14.00	14.00
4	Brooke Millner (1986) Philip Dodson (1986) Great Britain	Rnd 3: 2.30	1.50	2.40	1.70	4.20	2.60	2.60	2.60	13.40	13.40
5	Roland Klein (1986) Melvin Kok (1986) Netherlands	Rnd 3: 0.00	0.80	0.00	0.80	1.50	0.80	0.80	0.80	3.90	3.90
6	Bruno Nobre (1980) Diogo Ganchinho (1987) Portugal	Rnd 3: 0.00	0.00	0.00	0.00	0.00	0.00	0.00	0.00	0.00	0.00

Sebastian Martiny

WinTWK-V1.4.103 - 22.10.2003 19:40:12





Results

16th World Age Group Games

Hannover - Germany

- 22.10.2003 -



48 - TRA-SYN - Boys - 17+		J1	J2	J3	J4	Diff	J1	J2	J3	Points	Total
1	Bruno Nobre (1980) Diogo Ganchinho (1987) Portugal	Rnd.1: 7.90	8.50	7.60	8.50	10.10	9.60	9.60	9.60	45.70	45.70
2	Roland Klein (1986) Melvin Kok (1986) Netherlands	Rnd.1: 8.50	8.80	8.40	8.40	9.80	9.40	9.40	9.40	45.50	45.50
3	Sebastian Martiny (1985) Gregoire Pennes (1984) France	Rnd.1: 8.00	6.80	8.40	7.50	14.20	7.90	7.90	7.90	45.50	45.50
4	Dmitri Ouchakov (1988) Igor Nadtochy (1986) Russia	Rnd.1: 8.20	7.70	8.40	8.10	12.70	8.00	8.00	8.00	45.00	45.00
5	Brooke Milliner (1986) Philip Dodson (1986) Great Britain	Rnd.1: 8.10	7.80	7.80	7.80	12.50	8.30	8.30	8.30	44.70	44.70
6	Sean Butler (1986) Matthew Eldrige (1985) Canada	Rnd.1: 7.70	7.40	7.90	7.60	12.50	8.20	8.20	8.20	44.20	44.20
7	Adam Menzies (1984) David Sabourin (1981) Canada	Rnd.1: 8.70	7.30	8.30	8.00	10.20	8.40	8.40	8.40	43.30	43.30
8	Jacob Hansen (1984) Daniel Bentsen (1985) Denmark	Rnd.1: 7.90	7.70	8.10	7.90	9.90	8.50	8.50	8.50	42.70	42.70
9	Shuhei Shimizu (1983) Yusaku Abukawa (1977) Japan	Rnd.1: 7.10	7.70	6.90	7.50	12.00	7.40	7.40	7.40	41.40	41.40
10	Silton Santos (1983) Lucas Mendes (1986) Brazil	Rnd.1: 7.40	6.80	7.40	6.90	9.30	8.70	8.70	8.70	41.00	41.00
11	Sidney Gordon (1986) David Baur (1986) USA	Rnd.1: 7.50	7.80	7.60	7.70	8.80	8.00	8.00	8.00	40.10	40.10
12	Ben Wilden (1985) Damien Ryan (1982) Australia	Rnd.1: 6.50	6.90	6.40	6.50	11.40	5.80	5.80	5.80	36.00	36.00
13	Jamie O'Toole (1986) Stephen Gray (1984) Ireland	Rnd.1: 6.80	6.40	6.60	6.50	7.10	7.60	7.60	7.60	35.40	35.40
14	Pauric Dooley (1980) Simon Flannery (1984) Ireland	Rnd.1: 6.20	7.70	5.60	7.40	6.60	6.80	6.80	6.80	33.80	33.80
15	Matthew Swaffer (1981) Stephen Walsh (1986) Great Britain	Rnd.1: 4.80	4.40	4.50	4.40	7.10	5.30	5.30	5.30	26.60	26.60
16	Alexey Zenishchev (1987) Alexey Illichev (1985) Russia	Rnd.1: 3.50	4.70	3.90	4.80	9.10	4.40	4.40	4.40	26.50	26.50
17	Yurly Nesterov (1985) Olesandr Pils (1986) Ukraine	Rnd.1: 3.90	3.90	4.20	4.00	7.10	3.70	3.70	3.70	22.40	22.40

Sam J. ...

WinTWK-V1.4.103 - 22.10.2003 16:18:58





Results

16th World Age Group Games

Hannover - Germany

- 22.10.2003 -




FONDÉE EN 1881

48 - TRA-SYN - Boys - 17+		J1	J2	J3	J4	Diff	J1	J2	J3	Points	Total
18	Yoshinobu Ueyama (1981) Shinkichi Tokuda (1983) Japan	Rnd 1: 1.60	2.40	1.40	2.50	4.20	2.60	2.60	2.60	13.40	13.40
19	Dmitri Shostov (1987) Denis Akulionor (1985) Belarus	Rnd 1: 1.70	1.60	1.60	1.70	2.90	1.80	1.80	1.80	9.80	9.80
20	Christopher Hodge (1986) James Shirvington (1985) Australia	Rnd 1: 1.50	1.70	1.50	1.40	2.70	1.50	1.50	1.50	8.70	8.70
21	João Cardoso (1985) Marcelo Butes (1984) Portugal	Rnd 1: 0.00	0.00	0.00	0.00	0.00	0.00	0.00	0.00	0.00	0.00
22	Rogério Trolan (1982) Adriano Trolan (1987) Brazil										
22	Mickael Sacher (1986) Renaud Victor (1983) France										
22	Teniz Koshkadze (1987) Oleg Kolesov (1985) Georgia										

Sau Joscain

WinTWK-V1.4.103 - 22.10.2003 16:18:58





Judges

16th World Age Group Games

Hannover - Germany

- 23.10.2003 -



FONDÉE EN 1881

Judges-Panel - 28 :

Tumbling - Girls - 11/12

Superior-Judge:	Walter van der Linden	Belgium
SJudge-assistent:	Krzysztof Wilusz	Poland
Execution-Judge 1:	Jorge Bastos	Portugal
Execution-Judge 2:	Alla Suleeva	Russia
Execution-Judge 3:	Claudia Carvalho	Brazil
Execution-Judge 4:	Melanie Tonks	Australia
Execution-Judge 5:	Andre van der Merwe	South Africa
Difficulty-Judge:	Elena Pereskokova	Russia
Assistent-difficulty:	Roman Vekluk	Ukraine

Protokoll 1:

Protokoll 2:

Judging at the following competitions:

WinTWK-V1.4.103 - 23.10.2003 09:57:18





Results Final

16th World Age Group Games

Hannover - Germany

- 23.10.2003 -



31 - TUM - Girls - 11/12			J1	J2	J3	J4	J5	Diff	Points	Total
1	Anastassiya Gudemchu(1991) Kazakhstan	Rnd 3	8.80	8.80	8.80	8.70	8.70	6.10	32.40	32.40
2	Tamara Lubinets(1991) Russia	Rnd 3	8.80	8.90	8.80	8.60	8.70	5.60	31.90	31.90
3	Hanna Moses(1992) Great Britain	Rnd 3	8.80	8.80	8.80	8.90	8.60	4.90	31.30	31.30
4	Jill Jacobs Belgium	Rnd 3	8.90	8.80	8.90	8.80	8.60	4.60	31.10	31.10
5	Rachel Letsche(1991) Great Britain	Rnd 3	8.80	8.70	8.70	8.60	8.60	4.90	30.90	30.90
6	Michaela Parkir(1991) Great Britain	Rnd 3	8.20	8.20	8.00	8.30	8.10	4.90	29.40	29.40

WinTWK-V1.4 103 - 23.10.2003 18:26:22





Results Qualification

16th World Age Group Games


Hannover - Germany

- 23.10.2003 -



FONDÉE EN 1881

31 - TUM - Girls - 11/12		J1	J2	J3	J4	J5	Diff	Points	Total
1	Anastassiya Gudemchu(1991) Kazakhstan	Rnd 1 8.40 Rnd 2 8.50	8.30 8.00	8.80 8.50	8.60 8.40	8.60 8.60	6.10 6.10	31.70 31.50	63.20
2	Hanna Moses(1992) Great Britain	Rnd 1 8.30 Rnd 2 8.70	8.40 8.60	8.60 8.60	8.70 9.00	8.80 8.70	4.90 5.30	30.60 31.30	61.90
3	Jill Jacobs Belgium	Rnd 1 8.70 Rnd 2 8.50	8.60 8.40	8.30 8.00	8.70 8.60	8.60 8.60	4.60 4.90	30.50 30.40	60.90
4	Tamara Lubinets(1991) Russia	Rnd 1 8.70 Rnd 2 7.80	8.70 8.00	8.40 7.80	8.60 8.30	8.40 8.00	5.60 5.60	31.30 29.40	60.70
5	Michaela Parkir(1991) Great Britain	Rnd 1 8.50 Rnd 2 8.30	8.50 8.50	8.70 8.70	8.50 8.80	8.70 8.70	4.90 3.80	30.60 29.70	60.30
6	Rachel Letsch(1991) Great Britain	Rnd 1 8.60 Rnd 2 8.10	8.50 8.10	8.50 8.50	8.50 8.20	8.50 8.40	4.90 4.80	30.40 29.50	59.90
7	Janci Karvas(1992) USA	Rnd 1 8.40 Rnd 2 8.20	8.20 8.10	8.20 8.20	8.40 8.50	8.20 8.10	5.30 4.90	30.10 29.40	59.50
8	Ksenia Simanov(1991) Russia	Rnd 1 8.20 Rnd 2 8.20	8.30 8.60	8.30 8.30	8.30 8.30	8.20 8.30	4.10 4.50	28.90 29.40	58.30
9	Ingrid Alves(1991) Brazil	Rnd 1 8.40 Rnd 2 8.20	8.40 8.20	8.50 8.30	8.30 8.40	8.30 8.30	4.10 3.90	29.20 28.70	57.90
10	Holly Bennett(1991) Great Britain	Rnd 1 8.80 Rnd 2 8.10	8.80 8.00	8.60 8.20	8.50 7.80	8.70 8.00	4.90 2.80	31.00 26.90	57.90
11	Jordan Sugrim(1991) Canada	Rnd 1 8.60 Rnd 2 8.50	8.00 8.20	8.50 8.20	8.80 8.50	8.40 8.20	3.60 3.50	29.10 28.40	57.50
12	Courtney Miller(1992) USA	Rnd 1 8.00 Rnd 2 8.60	7.70 8.40	8.30 8.10	7.90 8.60	8.00 8.40	3.90 3.90	27.80 29.30	57.10
13	Rozanne Oeschge(1991) South Africa	Rnd 1 8.00 Rnd 2 7.80	7.30 8.20	7.90 8.60	8.00 8.40	7.70 8.30	4.50 4.10	28.10 29.00	57.10
14	Ksenia Sazanov(1992) Russia	Rnd 1 8.40 Rnd 2 7.60	8.50 7.70	8.20 7.50	8.60 8.00	8.80 7.90	5.20 3.20	30.70 26.40	57.10
15	Sasha-Lee Ludic(1991) South Africa	Rnd 1 8.20 Rnd 2 7.40	8.00 7.90	8.30 8.20	8.20 7.50	8.20 8.10	3.80 4.70	28.40 28.20	56.60
16	Kristina Peunov(1992) Russia	Rnd 1 8.10 Rnd 2 8.10	8.20 8.30	7.50 8.20	8.20 8.00	7.70 8.20	3.20 4.70	27.20 29.20	56.40
17	Mette Kristenser(1992) Denmark	Rnd 1 8.40 Rnd 2 8.30	8.30 8.40	8.20 8.40	8.10 8.20	8.20 7.80	3.20 3.50	27.90 28.40	56.30
18	Shannon Peddle(1992) Canada	Rnd 1 8.50 Rnd 2 7.90	7.40 7.50	7.80 8.00	8.20 8.20	8.10 8.10	3.70 3.90	27.80 27.90	55.70
19	Samantha Morris(1992) USA	Rnd 1 8.20 Rnd 2 8.10	8.00 7.90	8.00 7.60	8.40 8.10	8.50 7.70	4.60 2.60	29.20 26.30	55.50
20	Haylea Blondell(1991) Australia	Rnd 1 8.30 Rnd 2 7.90	8.00 8.00	8.10 7.80	7.80 7.90	8.20 8.10	3.50 3.70	27.80 27.50	55.30
21	Sheila Gonzalez(1992) Spain	Rnd 1 8.10 Rnd 2 7.90	8.00 8.10	8.40 7.80	8.40 7.90	8.10 7.60	2.90 3.50	27.50 27.10	54.60
22	Alannah Koch(1991) Australia	Rnd 1 8.20 Rnd 2 7.60	8.10 7.50	8.00 7.70	8.30 7.60	8.10 7.80	3.80 3.20	28.20 26.10	54.30


WinTWK-V1 4.103 - 23.10.2003 12:46:55



Results Qualification

16th World Age Group Games

Hannover - Germany

- 23.10.2003 -



FONDÉE EN 1881

31 - TUM - Girls - 11/12		J1	J2	J3	J4	J5	Diff	Points	Total
23 Ashley Debnar(1991) Australia	Rnd 1	7.50	7.30	7.80	8.00	7.80	3.70	26.80	54.10
	Rnd 2	7.70	7.90	8.00	7.40	7.90	3.80	27.30	
24 Frances Ayres(1991) South Africa	Rnd 1	6.70	6.40	6.80	6.90	6.60	2.70	22.80	52.60
	Rnd 2	8.60	8.00	8.00	8.70	8.50	4.70	29.80	
25 Bruna Vieira Costa(1992) Brazil	Rnd 1	8.20	8.20	8.30	8.00	8.20	1.90	26.50	52.60
	Rnd 2	8.00	8.00	8.10	7.90	8.10	2.00	26.10	
26 Mariana Aquino(1992) Brazil	Rnd 1	8.20	8.20	8.20	8.10	8.10	1.70	26.20	52.40
	Rnd 2	8.30	8.10	8.20	8.10	8.10	1.80	26.20	
27 Laura Martorell(1991) Spain	Rnd 1	8.00	7.90	7.70	7.60	7.50	2.60	25.80	52.00
	Rnd 2	7.70	7.80	7.60	7.90	7.80	2.90	26.20	
28 Gabriela Marinho(1992) Brazil	Rnd 1	8.00	7.90	8.10	8.00	8.00	1.90	25.90	51.90
	Rnd 2	8.00	8.00	8.10	7.70	8.00	2.00	26.00	
29 Susana Sierra(1991) Spain	Rnd 1	7.70	7.90	7.50	7.40	7.80	2.90	25.90	51.80
	Rnd 2	7.30	7.30	7.60	7.50	7.60	3.50	25.90	
30 Katrina Yeoman(1991) Australia	Rnd 1	7.80	7.40	7.70	7.80	7.50	3.20	26.20	51.70
	Rnd 2	7.40	7.40	7.50	7.50	7.50	3.10	25.50	
31 Isabel Nunes(1992) Portugal	Rnd 1	7.90	7.70	7.40	8.30	7.80	2.00	25.40	50.90
	Rnd 2	7.90	7.60	7.90	8.30	7.80	1.90	25.50	
32 Amalie Eliaser(1992) Denmark	Rnd 1	6.90	7.30	7.50	7.30	7.30	3.00	24.90	50.40
	Rnd 2	6.90	7.60	7.20	6.90	7.60	3.80	25.50	
33 Joana Ferreira(1992) Portugal	Rnd 1	7.90	7.60	7.70	7.90	8.10	1.90	25.40	50.40
	Rnd 2	7.80	7.70	7.80	8.00	8.00	1.40	25.00	
34 Sara Matos(1992) Portugal	Rnd 1	7.60	7.70	7.30	7.80	7.70	1.90	24.90	49.30
	Rnd 2	7.30	7.60	7.30	7.50	7.70	2.00	24.40	
35 Maria Moreira(1991) Portugal	Rnd 1	5.00	5.00	5.00	5.10	5.30	1.70	16.80	40.30
	Rnd 2	6.70	6.30	7.20	6.80	6.80	3.20	23.50	
36 Bianca Budiet(1992) South Africa	Rnd 1	7.30	7.80	7.80	7.90	7.70	3.20	26.50	26.50
	Rnd 2	0.00	0.00	0.00	0.00	0.00	0.00	0.00	

WinTWK-V1.4.103 - 23.10.2003 12.46.55



Judges

16th World Age Group Games

Hannover - Germany

- 24.10.2003 -



Judges-Panel - 31 : Tumbling - Girls - 13/14

Superior-Judge:	Walter van Linden	Belgium
SJudge-assistent:	Patrick Makoka	South Africa
Execution-Judge 1:	Valeriy Murtazin	Kazakhstan
Execution-Judge 2:	Eric van Dooren	Belgium
Execution-Judge 3:	Sergej Albridzio	Lithuania
Execution-Judge 4:	Celeste Gil	Portugal
Execution-Judge 5:	Carin Booth	Canada
Difficulty-Judge:	Elena Pereskokova	Russia
Assistent-difficulty:	Ramon Vekluk	Ukraine

Protokoll 1:

Protokoll 2:

Judging at the following competitions:

33 - TUM - Girls - 13/14

Qualification + Final



WinTWK-V1.4.103 - 24.10.2003 10:40:48





Results Final

16th World Age Group Games

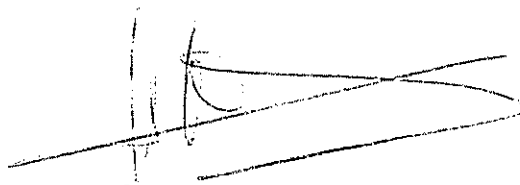
Hannover - Germany

- 24.10.2003 -



FONDÉE EN 1881

33 - TUM - Girls - 13/14		J1	J2	J3	J4	J5	Diff	Points	Total
1	Sarah Turner(1989) Great Britain	Rnd 3 8.60	8.80	8.80	8.90	8.50	7.10	33.30	33.30
2	Laura Housan(1989) Great Britain	Rnd 3 8.70	8.70	8.60	8.70	8.50	7.10	33.10	33.10
3	Jennifer Dawes(1990) Great Britain	Rnd 3 8.50	8.80	8.90	8.90	9.00	6.30	32.90	32.90
4	Elena Krasnokutskaya(1969) Russia	Rnd 3 8.50	8.60	8.80	8.60	8.40	6.60	32.30	32.30
5	Zara Mc Lean(1992) Great Britain	Rnd 3 8.00	7.90	8.00	8.00	7.90	6.70	30.60	30.60
6	Karen Wilson(1989) South Africa	Rnd 3 7.80	8.00	7.70	7.90	7.70	3.80	27.20	27.20



WinTWK-V1.4.103 - 24.10.2003 18:52:58





Results Qualification

16th World Age Group Games

Hannover - Germany

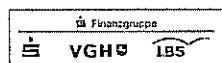
- 24.10.2003 -



FONDÉE EN 1881

33 - TUM - Girls - 13/14		J1	J2	J3	J4	J5	Diff	Points	Total
1	Jennifer Dawes(1990) Great Britain	Rnd 1 8.80 Rnd 2 8.80	8.80 9.00	9.00 8.90	9.20 8.80	9.00 8.90	6.30 5.70	33.10 32.30	65.40
2	Laura Housan(1989) Great Britain	Rnd 1 8.60 Rnd 2 8.60	8.20 8.60	8.50 8.80	8.30 8.40	8.20 8.20	7.20 7.10	32.20 32.70	64.90
3	Sarah Turner(1989) Great Britain	Rnd 1 8.40 Rnd 2 8.60	8.60 8.80	8.60 8.80	8.50 8.70	8.40 8.80	6.70 6.10	32.20 32.40	64.60
4	Elena Krasnokutskaya(1989) Russia	Rnd 1 8.60 Rnd 2 8.70	8.40 8.80	8.60 8.60	8.40 8.60	8.30 8.40	5.80 6.80	31.20 32.70	63.90
5	Zara Mc Lean(1992) Great Britain	Rnd 1 8.40 Rnd 2 8.40	8.70 8.70	8.50 8.60	8.70 8.80	8.50 8.70	5.50 6.10	31.20 32.10	63.30
6	Karen Wilson(1989) South Africa	Rnd 1 8.60 Rnd 2 8.60	8.90 8.30	8.60 8.60	8.90 8.40	8.40 8.00	6.00 5.80	32.10 31.10	63.20
7	Alena Yazymova(1989) Russia	Rnd 1 8.60 Rnd 2 8.50	8.40 8.20	8.40 8.50	8.60 8.20	8.80 8.00	4.10 6.60	29.70 31.50	61.20
8	Ksenia Marina(1990) Russia	Rnd 1 8.40 Rnd 2 8.60	8.70 8.30	8.20 8.30	8.00 8.80	8.00 8.80	5.10 5.70	29.70 31.40	61.10
9	Aureile Mortier Belgium	Rnd 1 8.50 Rnd 2 8.50	8.50 8.40	8.20 8.30	8.60 8.50	8.40 8.50	5.30 4.90	30.70 30.30	61.00
10	Alexandra Richardson(1989) USA	Rnd 1 8.90 Rnd 2 8.30	8.60 8.00	8.60 8.40	8.60 8.30	8.40 8.10	4.90 5.20	30.70 29.90	60.60
11	Nádia Lopes(1989) Portugal	Rnd 1 8.30 Rnd 2 8.70	8.30 8.50	8.20 8.30	8.20 8.60	8.00 8.40	4.40 5.60	29.10 31.10	60.20
12	Brigita Sobolevskaja(1990) Lithuania	Rnd 1 8.60 Rnd 2 8.30	8.60 8.00	8.70 8.60	8.30 8.60	8.40 8.60	4.90 4.20	30.50 29.70	60.20
13	Anene Claaser(1990) South Africa	Rnd 1 8.50 Rnd 2 8.10	8.70 7.90	8.40 8.40	8.60 8.50	8.70 8.20	4.90 4.70	30.70 29.40	60.10
14	Louise Coertzer(1989) South Africa	Rnd 1 8.60 Rnd 2 8.30	8.60 7.90	8.30 8.10	8.60 8.00	8.20 7.90	5.20 5.10	30.70 29.10	59.80
15	Alina Yarullova(1989) Russia	Rnd 1 8.50 Rnd 2 7.70	8.90 7.50	8.90 7.70	8.80 7.60	8.80 7.90	6.20 3.30	32.70 26.30	59.00
16	Amy Stroud(1988) Canada	Rnd 1 8.30 Rnd 2 8.40	8.40 8.40	8.40 8.10	8.60 8.70	8.50 8.60	4.20 3.80	29.50 29.20	58.70
17	Megan Lecande(1989) USA	Rnd 1 8.70 Rnd 2 8.00	8.80 8.20	8.50 8.30	8.80 8.20	8.70 8.70	4.90 2.90	31.10 27.60	58.70
18	Ashley Speer(1989) Canada	Rnd 1 8.50 Rnd 2 8.10	8.30 8.00	8.20 8.00	8.30 8.20	8.40 8.00	4.90 4.20	29.90 28.30	58.20
19	Kyra Van Dierendonck Belgium	Rnd 1 8.40 Rnd 2 7.90	8.30 7.80	8.40 7.20	8.50 7.80	8.40 7.80	4.10 5.20	29.30 28.60	57.90
20	Xeniya Zhuravleva(1989) Kazakhstan	Rnd 1 8.60 Rnd 2 7.70	8.30 7.60	8.30 7.30	8.00 7.50	8.10 7.80	6.60 3.60	31.30 26.40	57.70
21	Whitney McCormick(1989) USA	Rnd 1 7.60 Rnd 2 8.50	7.60 8.60	7.60 8.70	7.80 8.30	7.90 8.50	3.50 5.30	26.50 30.90	57.40
22	Bárbara Silva(1989) Brazil	Rnd 1 8.10 Rnd 2 8.00	7.50 7.20	8.40 8.00	8.40 8.00	8.40 7.90	4.10 3.50	29.00 27.40	56.40

WinTV V1.4.103 - 24.10.2003 11:33:16





Results Qualification

16th World Age Group Games


Hannover - Germany

- 24.10.2003 -



33 - TUM - Girls - 13/14		J1	J2	J3	J4	J5	Diff	Points	Total
23 Jennifer Lymburne(1989) Canada	Rnd 1	7.30	7.50	7.50	7.70	7.80	2.90	25.60	56.10
	Rnd 2	8.40	8.40	8.40	8.60	8.40	5.30	30.50	
24 Courtney Bowmar(1989) Canada	Rnd 1	7.70	7.90	7.60	8.00	7.90	2.90	26.40	55.60
	Rnd 2	8.30	8.20	8.30	8.60	8.40	4.20	29.20	
25 Ana Costeira(1988) Portugal	Rnd 1	7.90	8.10	8.00	8.00	7.60	3.80	27.70	55.40
	Rnd 2	7.90	7.90	7.70	8.00	7.80	4.10	27.70	
26 Lorena Silva(1990) Brazil	Rnd 1	8.10	8.00	8.40	8.50	8.50	3.50	28.50	55.40
	Rnd 2	8.00	7.60	7.60	8.10	8.10	3.20	26.90	
27 Olga Vorontsova(1989) Kazakhstan	Rnd 1	8.40	8.20	8.40	8.20	8.00	4.90	29.70	55.30
	Rnd 2	7.40	7.10	7.30	7.30	6.90	3.90	25.60	
28 Ines Janssens Belgium	Rnd 1	7.70	7.60	7.40	7.40	7.30	2.90	25.30	54.80
	Rnd 2	8.40	8.30	8.00	7.90	7.80	5.30	29.50	
29 Kelly Nelles Belgium	Rnd 1	7.80	8.00	7.60	7.80	7.50	3.80	27.00	53.50
	Rnd 2	7.70	7.70	7.10	7.50	7.20	4.10	26.50	
30 Tatyana Ivieva(1989) Kazakhstan	Rnd 1	7.30	7.50	7.30	7.80	7.60	3.20	25.60	53.40
	Rnd 2	8.00	7.70	7.60	7.90	7.60	4.60	27.80	
31 Salome de Buye(1989) South Africa	Rnd 1	7.30	7.30	7.20	7.00	7.20	3.20	24.90	52.40
	Rnd 2	8.00	7.40	7.50	7.40	7.50	5.10	27.50	
32 Briana Kosiar(1989) USA	Rnd 1	7.70	7.80	7.70	7.90	7.80	2.90	26.20	52.20
	Rnd 2	7.80	7.70	7.50	7.60	7.80	2.90	26.00	
33 Camilla Maibom(1990) Denmark	Rnd 1	8.00	7.50	8.10	7.70	7.50	3.60	26.80	50.60
	Rnd 2	7.20	7.40	7.00	7.20	7.10	2.30	23.80	
34 Sara Lopes(1990) Portugal	Rnd 1	7.90	6.90	6.80	7.40	7.20	3.20	24.70	49.10
	Rnd 2	6.80	6.90	7.10	7.20	7.20	3.20	24.40	
35 Fernanda Rieger(1989) Brazil	Rnd 1	7.40	7.30	7.30	7.60	7.30	3.10	25.10	48.10
	Rnd 2	6.70	6.70	7.00	6.80	6.90	2.60	23.00	
36 Stine Stroem Lundsgaar(1990) Denmark	Rnd 1	7.70	7.20	7.50	7.50	7.20	4.30	26.50	46.80
	Rnd 2	6.00	6.00	5.80	6.30	6.10	2.20	20.30	
37 Louise Sorensen(1989) Denmark	Rnd 1	7.40	7.00	6.60	7.20	6.90	3.40	24.50	45.90
	Rnd 2	6.50	6.20	6.40	6.50	6.30	2.20	21.40	
38 Joana Pereira(1990) Portugal	Rnd 1	7.00	7.40	7.30	7.20	7.00	3.20	24.70	45.80
	Rnd 2	6.50	5.90	5.70	6.20	5.50	3.30	21.10	

WinTWK-V1.4.103 - 24.10.2003 11:33:16





Judges

16th World Age Group Games

Hannover - Germany

- 22.10.2003 -



Judges-Panel - 29 : Tumbling - Girls - 15/16

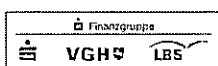
Superior-Judge:	Nicolai Makarov	
SJudge-assistent:	Karen Booth	Canada
Execution-Judge 1:	Joy Summer	Great Britain
Execution-Judge 2:	Miguel Vicente	Spain
Execution-Judge 3:	June Booth	Canada
Execution-Judge 4:	Valeriy Murtazin	Kazakhstan
Execution-Judge 5:	Eric van Dooren	Belgium
Difficulty-Judge:	Roman Vekluk	Ukraine
Assistent-difficulty:	Elena Pereskokova	Russia

Protokoll 1:

Protokoll 2:

Judging at the following competitions:

WinTWK-V1 4 103 - 22.10.2003 18:32:42





Results-Finale

16th World Age Group Games

Hannover - Germany


- 22.10.2003 -



FONDÉE EN 1881

35 - Tumbling - Girls - 15/16		J1	J2	J3	J4	J5	Diff	Points	Total
1	Samantha Palme (1987) Great Britain	Rnd 3 9.20	9.00	9.00	9.40	9.10	9.30	36.60	36.60
2	Tatiana Shchekina (1987) Russia	Rnd 3 8.30	8.60	8.60	8.90	8.50	8.70	34.40	34.40
3	Zoe McLean (1987) Great Britain	Rnd 3 8.40	8.50	8.80	8.70	8.40	7.70	33.30	33.30
4	Alexis Diaz (1988) USA	Rnd 3 8.30	8.70	8.80	8.70	8.70	6.50	32.60	32.60
5	Elena Gayganova (1988) Russia	Rnd 3 8.00	7.90	8.10	8.10	8.30	7.10	31.30	31.30
6	Olga Murtazina (1988) Kazakhstan	Rnd 3 7.40	7.40	7.70	7.60	7.50	3.90	26.40	26.40

WinTWK-V1.4 103 - 22.10.2003 18:49:13





Results

16th World Age Group Games

Hannover - Germany

- 22.10.2003 -



FONDÉE EN 1881

35 - TUM - Girls - 15/16

		J1	J2	J3	J4	J5	Diff	Points	Total
1	Samantha Palmer (1987) Great Britain	Rnd.1 9.30 Rnd.2 9.00	8.70 8.60	8.80 8.70	9.40 9.00	8.90 9.10	8.50 8.30	35.50 35.00	70.50
2	Zoe McLean (1987) Great Britain	Rnd.1 8.50 Rnd.2 8.50	8.70 8.40	8.60 8.70	8.50 8.50	8.20 8.60	7.70 6.70	33.30 32.30	65.60
3	Tatiana Shchekin (1987) Russia	Rnd.1 8.10 Rnd.2 8.30	8.00 8.40	7.90 8.10	8.10 8.90	8.40 8.80	7.90 7.40	32.10 32.90	65.00
4	Olga Murtazina (1988) Kazakhstan	Rnd.1 8.30 Rnd.2 8.10	8.10 8.30	8.40 8.40	8.70 8.60	8.40 8.40	6.30 6.90	31.40 32.00	63.40
5	Elena Gayganova (1988) Russia	Rnd.1 7.80 Rnd.2 8.30	8.30 8.70	8.40 8.80	8.10 8.50	7.50 8.80	5.40 7.50	29.60 33.50	63.10
6	Alexis Diaz (1988) USA	Rnd.1 8.20 Rnd.2 8.40	8.60 8.60	8.30 8.40	8.10 8.50	8.10 8.40	5.70 6.50	30.30 31.80	62.10
7	Micki Pilson (1987) Canada	Rnd.1 8.30 Rnd.2 8.60	8.30 8.50	8.50 8.50	8.10 8.10	8.50 8.30	5.30 5.90	30.40 31.20	61.60
8	Kaycee Melvir (1987) USA	Rnd.1 8.10 Rnd.2 8.60	8.60 8.30	8.40 8.50	8.20 8.10	8.80 8.40	5.30 5.90	30.50 31.10	61.60
9	Denise Mayorga (1987) USA	Rnd.1 8.30 Rnd.2 8.20	8.40 8.70	8.70 8.60	8.20 8.20	8.40 8.70	5.20 5.30	30.30 30.80	61.10
10	Anjelika Soldatkin (1987) Russia	Rnd.1 7.90 Rnd.2 8.40	7.20 8.60	7.50 8.20	8.00 8.50	7.30 8.30	4.90 7.40	27.60 32.60	60.20
11	Evgeniya Varakin (1987) Russia	Rnd.1 8.10 Rnd.2 7.50	8.40 7.60	8.60 8.00	8.30 7.80	7.90 7.70	7.90 4.20	32.70 27.30	60.00
12	Samantha Oliveira (1987) Brazil	Rnd.1 7.80 Rnd.2 8.00	7.90 7.80	8.30 8.30	8.30 8.00	8.00 7.90	5.00 5.10	29.20 29.00	58.20
13	Kyla Phillips (1988) South Africa	Rnd.1 8.00 Rnd.2 8.10	8.00 8.20	8.20 8.50	7.90 8.10	8.00 8.20	5.80 3.80	29.80 28.30	58.10
14	Sara Mullens (1988) USA	Rnd.1 7.30 Rnd.2 8.40	7.70 8.70	7.90 8.80	7.60 8.50	8.10 8.80	2.90 5.30	26.10 31.30	57.40
15	Kim Cameron (1988) Canada	Rnd.1 8.10 Rnd.2 7.80	8.40 8.00	8.00 8.10	8.30 8.00	8.10 8.00	4.90 3.50	29.40 27.50	56.90
16	Eli Paesen Belgium	Rnd.1 7.60 Rnd.2 8.30	7.40 8.40	7.90 8.30	7.30 8.40	8.00 8.50	3.20 5.60	26.10 30.70	56.80
17	Darja Denisova (1987) Lithuania	Rnd.1 7.80 Rnd.2 7.90	7.60 7.90	7.80 7.80	7.50 8.40	7.90 7.80	4.40 5.60	27.60 29.20	56.80
18	Carmen Baeten Belgium	Rnd.1 8.00 Rnd.2 7.80	8.00 7.80	8.00 8.20	8.00 8.10	8.20 8.00	3.90 4.90	27.90 28.80	56.70
19	Iryna Petrenko (1987) Ukraine	Rnd.1 7.90 Rnd.2 7.50	7.90 7.80	7.80 8.00	8.40 8.00	8.00 8.00	4.30 4.80	28.10 28.60	56.70
20	Charlotte Atkinson (1988) Great Britain	Rnd.1 8.30 Rnd.2 7.30	8.10 7.50	8.10 7.70	8.50 7.30	8.50 7.60	5.90 3.30	30.80 25.70	56.50
21	Elena Stoiko (1987) Canada	Rnd.1 7.40 Rnd.2 8.10	7.60 8.20	7.40 8.10	7.50 8.30	7.70 8.10	3.50 5.30	26.00 29.70	55.70
22	Jackie Melvold (1987) Australia	Rnd.1 7.60 Rnd.2 8.40	7.60 8.10	7.70 8.30	7.20 8.10	7.60 7.90	3.20 4.90	26.00 29.40	55.40

WinTWK-V1.4 103 - 22.10.2003 11:56:04



Results

16th World Age Group Games

Hannover - Germany

- 22.10.2003 -



FONDÉE EN 1881

35 -- TUM -- Girls -- 15/16		J1	J2	J3	J4	J5	Diff	Points	Total	
23	Hermien Wium(1987) South Africa	Rnd 1	7.00	7.40	7.10	7.50	7.50	4.90	26.90	55.30
		Rnd 2	7.70	8.00	8.30	7.90	7.80	4.70	28.40	
24	Joana Pereira(1988) Portugal	Rnd 1	7.70	8.10	8.00	7.90	7.10	4.60	28.20	54.90
		Rnd 2	7.40	7.40	7.70	7.90	7.20	4.20	26.70	
25	Nele De Boodt Belgium	Rnd 1	7.60	7.40	7.70	7.40	8.10	3.20	25.90	54.80
		Rnd 2	8.00	8.10	8.00	8.00	8.00	4.90	28.90	
26	Geerte Bleyen Belgium	Rnd 1	7.30	7.30	7.80	7.30	7.50	3.20	25.30	53.20
		Rnd 2	7.30	7.60	7.70	8.00	7.70	4.90	27.90	
27	Danica Hilton(1988) Australia	Rnd 1	7.30	7.50	7.90	7.30	7.40	2.60	24.80	52.70
		Rnd 2	8.00	7.90	8.00	7.90	8.00	4.00	27.90	
28	Diana Guerra(1987) Portugal	Rnd 1	7.00	7.00	7.40	7.10	7.10	3.80	25.00	52.60
		Rnd 2	7.70	7.70	7.80	7.90	7.90	4.20	27.60	
29	Sofia Pio(1988) Portugal	Rnd 1	6.90	7.50	7.60	7.60	7.30	3.80	26.20	52.40
		Rnd 2	7.80	7.30	7.50	7.40	7.50	3.80	26.20	
30	Andreia Mendes(1988) Portugal	Rnd 1	7.10	7.20	7.50	7.20	7.40	3.20	25.00	50.00
		Rnd 2	7.10	7.30	7.60	7.30	7.20	3.20	25.00	
31	Virginia Gontijo Lins(1987) Brazil	Rnd 1	6.60	6.80	7.00	7.60	6.80	2.70	23.30	45.70
		Rnd 2	6.70	6.60	6.90	7.40	6.50	2.20	22.40	
32	Aori Prteorius(1987) Australia									
32	Kaitlin Anseeuw(1988) Canada									
32	Hanna Vorons(1988) Ukraine									

WinTWK-V1.4 103 - 22.10.2003 11:56:04



Judges

16th World Age Group Games

Hannover - Germany

- 23.10.2003 -



FONDÉE EN 1881



Judges-Panel - 30 : Tumbling - Girls - 17+

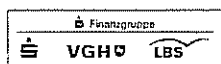
Superior-Judge:	Christophe Lambert	France
SJudge-assistent:	Krzystof Wilusz	Poland
Execution-Judge 1:	Carlos Rocha	Brazil
Execution-Judge 2:	Jordi Villa	Spain
Execution-Judge 3:	Melanie Tonks	Australia
Execution-Judge 4:	Sara Piscarreta	Portugal
Execution-Judge 5:	Carin Booth	Canada
Difficulty-Judge:	Claire Thompson	Great Britain
Assistent-difficulty:	Ralph Jensen	Denmark

Protokoll 1:

Protokoll 2:

Judging at the following competitions:

WinTWK-V1.4.103 - 23.10.2003 15:34:12





Results Final

16th World Age Group Games

Hannover - Germany

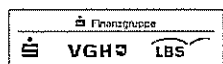
- 23.10.2003 -




FONDÉE EN 1881

37 - TUM - Girls - 17+		J1	J2	J3	J4	J5	Diff	Points	Total
1	Anna Sakharitova(1986) Russia	Rnd 3 8.40	8.40	8.70	8.40	8.80	7.30	32.80	32.80
2	Anastasia Isupova(1985) Russia	Rnd 3 8.70	8.60	8.80	8.60	8.80	6.30	32.40	32.40
3	Victoria Mitchell(1986) Great Britain	Rnd 3 8.40	8.60	8.80	8.50	8.60	6.50	32.20	32.20
4	Nicola Green(1982) Great Britain	Rnd 3 8.50	8.40	8.60	8.70	8.80	5.70	31.50	31.50
5	Kelly Tomaszewsk(1986) USA	Rnd 3 8.30	8.30	8.80	8.30	8.30	5.30	30.20	30.20
6	Geneviève Cools Belgium	Rnd 3 7.60	7.70	8.00	7.80	7.80	2.90	26.20	26.20

WinTWK-V1 4.103 - 23.10.2003 18:46:25





Results Qualification

16th World Age Group Games

Hannover - Germany

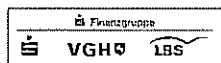
- 23.10.2003 -



FONDÉE EN 1881

37 - TUM - Girls - 17+		J1	J2	J3	J4	J5	Diff	Points	Total
1	Anna Sakharitovz(1986) Russia	Rnd 1 8.20 Rnd 2 8.60	8.20 8.80	8.50 8.80	8.40 8.70	8.50 8.80	7.30 6.50	32.40 32.80	65.20
2	Anastasia Isupovz(1985) Russia	Rnd 1 8.70 Rnd 2 8.70	8.70 8.80	9.00 8.80	8.20 8.80	8.80 9.00	6.30 5.10	32.50 31.50	64.00
3	Victoria Mitchell(1986) Great Britain	Rnd 1 8.30 Rnd 2 8.50	8.40 8.30	8.50 8.70	8.30 8.30	8.50 8.40	5.50 6.50	30.70 31.70	62.40
4	Nicola Green(1982) Great Britain	Rnd 1 8.30 Rnd 2 8.20	8.30 8.30	8.50 8.50	8.70 8.60	8.50 8.40	5.70 5.80	31.00 31.00	62.00
5	Kelly Tomaszewsk(1986) USA	Rnd 1 8.40 Rnd 2 8.60	8.40 8.30	8.50 8.80	8.40 8.80	8.60 8.70	5.30 4.90	30.60 31.00	61.60
6	Geneviève Cools Belgium	Rnd 1 8.10 Rnd 2 8.40	8.00 8.70	8.30 8.50	8.10 8.60	8.00 8.50	5.60 6.10	29.80 31.70	61.50
7	Anastassiya Margunov(1986) Kazakhstan	Rnd 1 8.30 Rnd 2 8.00	8.80 8.00	9.10 8.00	8.70 8.10	8.70 8.10	5.70 5.30	31.90 29.40	61.30
8	Lyndsay Heber(1982) Canada	Rnd 1 8.40 Rnd 2 8.20	8.10 8.30	8.50 8.80	8.50 8.50	8.10 8.30	5.30 5.40	30.30 30.50	60.80
9	Bianca Smith(1986) South Africa	Rnd 1 8.00 Rnd 2 8.40	8.10 8.00	8.00 8.60	8.10 8.50	8.10 8.40	5.60 5.60	29.80 30.90	60.70
10	Daniela Ferreira da Silva(1986) South Africa	Rnd 1 8.20 Rnd 2 7.80	8.50 7.80	8.50 8.00	8.30 7.80	8.10 7.20	5.60 6.20	30.60 29.60	60.20
11	Kari Porter(1983) Canada	Rnd 1 7.90 Rnd 2 8.40	7.50 8.30	8.10 8.60	7.70 8.20	7.70 8.10	5.90 5.30	29.20 30.20	59.40
12	Tine Waes Belgium	Rnd 1 7.90 Rnd 2 8.20	8.00 8.30	8.20 8.50	7.80 8.40	7.90 8.40	5.60 4.90	29.40 30.00	59.40
13	Amy McDonald(1984) USA	Rnd 1 8.20 Rnd 2 7.30	7.90 7.30	8.20 7.40	8.10 6.90	8.10 7.50	5.20 7.30	29.60 29.30	58.90
14	Julie Warnock(1984) Canada	Rnd 1 7.60 Rnd 2 7.90	7.60 8.00	7.60 8.50	7.70 8.50	7.50 8.30	5.40 5.70	28.20 30.50	58.70
15	Renee Baarspu(1986) New Zealand	Rnd 1 8.30 Rnd 2 8.40	8.20 8.20	8.20 8.00	8.40 8.30	8.30 8.40	4.90 3.50	29.70 28.40	58.10
16	Katie Martin(1986) Great Britain	Rnd 1 7.00 Rnd 2 8.20	7.80 8.40	7.80 8.30	7.90 8.50	7.70 8.40	3.50 6.10	26.80 31.20	58.00
17	Caitlyn Jones(1986) USA	Rnd 1 8.00 Rnd 2 7.70	7.80 7.80	8.00 8.00	8.10 7.90	8.00 8.00	4.90 5.30	28.90 29.00	57.90
18	Gabriela Santos(1984) Brazil	Rnd 1 8.20 Rnd 2 8.20	8.30 8.30	7.80 8.00	8.30 8.40	8.40 8.50	3.80 4.10	28.60 29.00	57.60
19	Gemma Kaye(1984) Great Britain	Rnd 1 7.60 Rnd 2 8.00	7.90 8.10	8.00 8.10	7.70 8.00	7.80 8.00	4.60 5.00	28.00 29.10	57.10
20	Ana Lourenço(1986) Portugal	Rnd 1 8.00 Rnd 2 7.80	8.20 7.50	7.90 7.80	8.30 7.60	8.30 7.80	4.10 4.60	28.60 27.80	56.40
21	Faith Resendez(1985) USA	Rnd 1 7.50 Rnd 2 8.40	8.00 8.20	7.90 8.70	7.90 8.70	8.20 8.50	2.30 4.30	26.10 29.90	56.00
22	Ana Trindade(1984) Portugal	Rnd 1 7.90 Rnd 2 7.90	7.80 7.80	7.90 7.80	8.10 8.00	8.30 8.00	3.80 4.10	27.70 27.80	55.50

WinTWK-V1.4.103 - 23.10.2003 14:04:09





Results Qualification

16th World Age Group Games

Hannover - Germany

- 23.10.2003 -



FONDÉE EN 1881

37 - TUM - Girls - 17+		J1	J2	J3	J4	J5	Diff	Points	Total
23 Ana Carvalhc(1984) Portugal	Rnd 1	7.90	7.80	7.70	7.90	7.80	3.90	27.40	54.80
	Rnd 2	7.80	7.80	7.60	8.10	7.90	3.90	27.40	
24 Marlies Verhuyten Belgium	Rnd 1	7.40	7.60	7.80	8.00	7.80	5.30	28.50	54.20
	Rnd 2	7.30	7.70	7.40	7.70	7.30	3.30	25.70	
25 Mariana Anselmc(1985) Brazil	Rnd 1	7.50	6.80	6.80	6.90	6.70	2.40	22.90	47.10
	Rnd 2	7.50	7.60	7.40	7.00	7.00	2.30	24.20	

WinTWK-V1.4.103 - 23.10.2003 14.04:09





Judges

16th World Age Group Games

Hannover - Germany

- 23.10.2003 -



Judges-Panel - 15 :

Tumbling - Boys - 11/12



Superior-Judge:	Christophe Lambert	France
SJudge-assistent:	Mariya Vangelova	Bulgaria
Execution-Judge 1:	Sergej Albridzio	Lithuania
Execution-Judge 2:	Laurent Belot	France
Execution-Judge 3:	Miguel Vincent	Spain
Execution-Judge 4:	Jorge Bastos	Portugal
Execution-Judge 5:	Valeriy Murtazin	Kazakhstan
Difficulty-Judge:	Claire Thompson	Great Britain
Assistent-difficulty:	Ralph Jensen	Denmark

Protokoll 1:

Protokoll 2:

Judging at the following competitions:


31 - TUM - Girls - 11/12

Qualification + Final

32 - TUM - Boys - 11/12

Qualification + Final

WinTWK-V1 4.103 - 23.10.2003 14:08:01





Results Final

16th World Age Group Games

Hannover - Germany

- 23.10.2003 -




FONDÉE EN 1881

32 - TUM - Boys - 11/12		J1	J2	J3	J4	J5	Diff	Points	Total
1	Grigory Noskov (1991) Russia	Rnd 3 8.60	8.30	8.20	8.40	8.60	7.40	32.70	32.70
2	Roman Kazpovick (1992) Kazakhstan	Rnd 3 8.70	8.50	8.50	8.80	8.80	6.20	32.20	32.20
3	Timofey Podus (1992) Russia	Rnd 3 8.80	8.10	8.00	8.00	8.30	7.40	31.80	31.80
4	Jeremiah Williams (1991) USA	Rnd 3 8.10	8.10	8.10	8.30	8.10	6.30	30.60	30.60
5	Giorgi Shoshishvil (1991) Georgia	Rnd 3 8.50	8.50	8.60	9.00	8.60	3.90	29.60	29.60
6	Evgeny Strogov (1991) Russia	Rnd 3 8.20	8.00	7.90	8.00	8.30	5.00	29.20	29.20

WinTWK-V1 4.103 - 23.10.2003 18:35:51





Results Qualification

16th World Age Group Games

Hannover - Germany

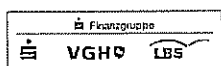
- 23.10.2003 -



FONDÉE EN 1881

32 - TUM - Boys - 11/12		J1	J2	J3	J4	J5	Diff	Points	Total
1	Evgeny Strogov (1991) Russia	Rnd 1 8.40 Rnd 2 8.70	8.40	8.10	8.00	8.30	7.40	32.20 32.40	64.60
2	Timofey Podus (1992) Russia	Rnd 1 8.80 Rnd 2 8.70	8.70	8.70	8.30	8.70	6.40	32.50 31.80	64.30
3	Jeremiah William (1991) USA	Rnd 1 8.70 Rnd 2 8.60	8.80	8.40	8.60	8.60	5.70	31.60 31.40	63.00
4	Grigory Noskov (1991) Russia	Rnd 1 8.80 Rnd 2 8.20	8.80	8.60	8.50	8.60	6.40	32.40 30.60	63.00
5	Roman Kazpovick (1992) Kazakhstan	Rnd 1 8.40 Rnd 2 8.40	8.40	8.10	8.10	8.10	6.20	30.80 30.90	61.70
6	Giorgi Shoshishvili (1991) Georgia	Rnd 1 8.80 Rnd 2 8.30	8.60	8.50	8.70	8.40	3.90	29.70 29.40	59.10
7	Oliver Parson (1992) Great Britain	Rnd 1 8.70 Rnd 2 7.40	9.00	8.80	8.20	8.50	4.90	30.90 26.40	57.30
8	Reece Thompsor (1991) Australia	Rnd 1 8.20 Rnd 2 7.30	8.30	8.00	8.20	8.00	4.70	29.10 27.50	56.60
9	Christopher Hassel (1992) Great Britain	Rnd 1 8.60 Rnd 2 8.20	8.50	8.60	8.20	8.20	3.40	28.70 27.30	56.00
10	Denis Belkin (1991) Russia	Rnd 1 8.50 Rnd 2 7.20	8.10	8.40	7.90	8.40	5.20	30.10 25.80	55.90
11	Evgenij Mitrofanov (1991) Lithuania	Rnd 1 7.50 Rnd 2 8.60	7.60	7.60	7.80	7.70	3.20	26.10 29.60	55.70
12	Eduard Mitrofanov (1991) Lithuania	Rnd 1 8.30 Rnd 2 7.70	8.20	8.20	8.50	8.40	3.70	28.60 26.40	55.00
13	Lorenzo Martnez (1992) Spain	Rnd 1 8.10 Rnd 2 7.80	7.80	8.00	8.00	8.20	3.10	27.20 27.10	54.30
14	Jacobo Cendor (1992) Spain	Rnd 1 7.90 Rnd 2 8.30	8.30	8.20	8.00	7.90	2.50	26.60 27.60	54.20
15	Miguel Sousa (1992) Portugal	Rnd 1 7.80 Rnd 2 8.10	7.80	7.70	8.00	8.00	3.10	26.70 27.40	54.10
16	Jose Gonalves (1991) Portugal	Rnd 1 7.20 Rnd 2 8.00	6.90	7.10	7.10	7.00	3.20	24.40 28.80	53.20
17	Jaime Ponce (1992) Spain	Rnd 1 7.70 Rnd 2 7.30	7.90	7.80	8.00	7.90	3.30	26.90 25.70	52.60
18	Daniel Correia (1991) Portugal	Rnd 1 7.00 Rnd 2 7.70	7.50	7.40	7.40	7.20	3.20	25.20 27.10	52.30
19	Georgiy Popandupok (1992) Kazakhstan	Rnd 1 7.00 Rnd 2 8.00	7.40	7.30	7.40	7.20	2.90	24.80 27.30	52.10
20	Adrian Paz (1992) Spain	Rnd 1 8.00 Rnd 2 7.70	8.10	8.20	8.00	8.00	1.90	26.00 25.30	51.30
21	Guilherme Cavalcant (1992) Brazil	Rnd 1 7.50 Rnd 2 7.80	8.10	7.60	8.20	8.00	2.30	26.00 25.30	51.30
22	Rafael Gonalves (1991) Brazil	Rnd 1 7.40 Rnd 2 7.50	7.50	7.20	7.80	7.80	2.90	25.60 25.60	51.20

WinTWK-V1 4.103 - 23.10.2003 12:45:46





Results Qualification

16th World Age Group Games

Hannover - Germany

- 23 10 2003 -



FONDÉE EN 1881

32 - TUM - Boys - 11/12		J1	J2	J3	J4	J5	Diff	Points	Total
23 Humberto Cantante(1991) Portugal	Rnd 1	6.70	7.30	6.80	7.00	7.50	3.60	24.70	51.00
	Rnd 2	7.10	7.60	7.00	7.50	7.70	4.10	26.30	
24 Bernardo Jesus(1991) Brazil	Rnd 1	7.00	7.30	6.90	7.80	7.30	2.60	24.20	50.00
	Rnd 2	7.40	7.70	7.50	7.70	7.70	2.90	25.80	
25 Fábio Mendes(1992) Brazil	Rnd 1	7.20	7.40	7.20	7.20	7.70	3.20	25.00	50.00
	Rnd 2	7.20	6.90	7.20	7.70	7.80	2.90	25.00	

WinTWK-V1 4.103 - 23.10.2003 12.45:46





Judges

16th World Age Group Games

Hannover - Germany
- 24.10.2003 -



Judges-Panel - 22 : Tumbling - Boys - 13/14

Superior-Judge:	Christophe Lambert	France
SJudge-assistent:	Andre Van der Merwe	South Africa
Execution-Judge 1:	Claudia Carvalho	Brazil
Execution-Judge 2:	Jordi Villa	Spain
Execution-Judge 3:	Melanie Tonks	Australia
Execution-Judge 4:	Alla Suleeva	Russia
Execution-Judge 5:	Krzysztof Wilusz	Poland
Difficulty-Judge:	Ralph Jensen	Denmark
Assistent-difficulty:	Claire Thompson	Great Britain

Protokoll 1:

Protokoll 2:

Judging at the following competitions:

34 - TUM - Boys - 13/14

Qualification + Final

WinTWK-V1.4.103 - 24.10.2003 11:59:46





Results Final

16th World Age Group Games

Hannover - Germany

- 24.10.2003 -



FONDÉE EN 1881

34 - TUM - Boys - 13/14		J1	J2	J3	J4	J5	Diff	Points	Total
1	Sergey Galitskiy(1989) Russia	Rnd 3 8.60	8.90	8.70	9.00	9.00	8.70	35.30	35.30
2	Mikhail Kostynanov(1990) Russia	Rnd 3 8.70	8.70	8.10	8.80	8.70	7.90	34.00	34.00
3	Kirill Markov(1989) Russia	Rnd 3 8.70	8.70	8.80	8.90	8.70	7.40	33.60	33.60
4	Dmitry Fiediev(1989) Russia	Rnd 3 8.70	8.40	8.40	8.70	8.50	7.10	32.70	32.70
5	Pavel Stankevich(1989) Belarus	Rnd 3 7.30	7.70	7.30	7.70	7.60	5.30	27.90	27.90
6	Dmitri Darashuk(1985) Belarus	Rnd 3 7.20	7.00	6.80	6.70	7.00	5.70	26.50	26.50

WinTWK-V1.4.103 - 24.10.2003 18:58:45





Results Qualification

16th World Age Group Games

Hannover - Germany

- 24 10 2003 -



FONDÉE EN 1881

34 - TUM - Boys - 13/14		J1	J2	J3	J4	J5	Diff	Points	Total
1	Kirill Markov(1989) Russia	Rnd 1 8.80 Rnd 2 8.70	9.00 8.80	8.80 9.10	8.60 9.20	8.80 8.90	6.40 7.00	32.80 33.80	66.60
2	Sergey Galitskiy(1989) Russia	Rnd 1 8.30 Rnd 2 8.50	8.20 8.10	7.70 8.00	8.50 8.60	8.30 8.70	7.90 7.90	32.70 33.10	65.80
3	Mikhail Kostynanov(1990) Russia	Rnd 1 8.50 Rnd 2 8.30	8.40 8.40	8.60 8.20	8.00 8.50	8.60 8.50	7.50 7.40	33.00 32.60	65.60
4	Dmitry Fiediev(1989) Russia	Rnd 1 8.50 Rnd 2 8.70	8.60 8.70	8.10 8.80	8.60 8.80	8.30 8.80	7.10 6.70	32.50 33.00	65.50
5	Pavel Stankevich(1989) Belarus	Rnd 1 8.30 Rnd 2 8.60	7.90 8.30	7.60 8.30	8.20 8.10	8.20 8.30	7.10 7.40	31.40 32.30	63.70
6	Dmitri Darashuk(1985) Belarus	Rnd 1 8.60 Rnd 2 8.00	8.10 8.60	8.00 8.00	8.10 8.00	8.60 8.40	6.80 7.40	31.60 31.80	63.40
7	Gary Aspinall(1989) Great Britain	Rnd 1 7.70 Rnd 2 8.50	8.20 8.70	8.20 8.10	7.80 8.20	8.40 8.50	6.70 6.10	30.90 31.30	62.20
8	Peter Mewse(1989) Great Britain	Rnd 1 8.40 Rnd 2 8.00	8.30 8.10	8.30 8.10	8.40 7.80	8.50 8.00	6.50 6.50	31.60 30.60	62.20
9	Alexander Seifer(1990) Canada	Rnd 1 8.50 Rnd 2 8.80	8.40 8.50	8.70 8.60	8.40 8.20	8.50 8.70	5.20 5.70	30.60 31.50	62.10
10	Luca Britti Belgium	Rnd 1 8.30 Rnd 2 8.40	8.20 8.10	8.70 8.30	8.30 7.90	8.50 8.50	6.20 6.00	31.30 30.80	62.10
11	Chris Wheeler(1990) USA	Rnd 1 8.60 Rnd 2 8.10	8.50 8.20	8.60 8.20	8.40 8.00	8.10 8.10	5.60 6.20	31.10 30.60	61.70
12	Chris Meleminis(1989) Canada	Rnd 1 8.30 Rnd 2 8.60	8.60 8.70	8.40 8.50	8.40 8.30	8.50 8.60	4.90 5.70	30.20 31.40	61.60
13	Giorgi Ekizashvil(1990) Georgia	Rnd 1 8.50 Rnd 2 8.30	8.70 8.00	8.80 8.20	7.90 7.40	8.50 7.90	5.20 5.10	30.90 29.20	60.10
14	David Jensen(1989) Denmark	Rnd 1 8.60 Rnd 2 8.20	8.40 8.40	8.60 8.00	8.40 8.00	8.40 8.30	5.30 4.80	30.70 29.30	60.00
15	Brandon Englist(1989) USA	Rnd 1 8.00 Rnd 2 8.10	7.80 7.90	8.30 8.10	7.90 8.00	7.90 8.30	5.60 5.20	29.40 29.40	58.80
16	Andrew Egyec(1989) Canada	Rnd 1 8.60 Rnd 2 8.00	8.40 7.60	8.80 7.80	8.40 7.40	8.60 7.40	5.70 4.70	31.30 27.50	58.80
17	Darren Garnett(1990) South Africa	Rnd 1 8.60 Rnd 2 8.50	8.20 8.20	8.30 7.80	8.50 8.10	8.00 8.20	4.90 4.20	29.90 28.70	58.60
18	John Ketland(1990) Great Britain	Rnd 1 8.70 Rnd 2 7.40	8.70 7.90	8.60 7.80	8.50 7.70	8.70 8.00	5.30 3.50	31.30 26.90	58.20
19	Leon Dils Belgium	Rnd 1 8.30 Rnd 2 8.30	8.00 8.20	7.70 8.70	8.00 8.00	8.10 8.40	4.60 4.20	28.70 29.10	57.80
20	Tobias Hulgaard(1990) Denmark	Rnd 1 8.00 Rnd 2 8.10	7.90 7.70	8.00 8.10	8.00 8.00	7.80 8.00	5.30 3.80	29.20 27.90	57.10
21	Papi Morolong(1990) South Africa	Rnd 1 8.20 Rnd 2 7.60	8.00 7.20	8.10 7.20	7.80 7.40	8.00 7.60	4.90 3.40	29.00 25.60	54.60
22	Tobias Kaergaard(1989) Denmark	Rnd 1 8.40 Rnd 2 7.50	8.20 7.20	8.10 7.30	8.00 7.30	8.00 7.20	3.50 4.60	27.80 26.40	54.20

WinTWK-V1 4.103 - 24.10.2003 13:28:13





Results Qualification

16th World Age Group Games

Hannover - Germany

- 24.10.2003 -



FONDÉE EN 1881

34 - TUM - Boys - 13/14		J1	J2	J3	J4	J5	Diff	Points	Total	
23	Juilen Thiel Belgium	Rnd 1	7.70	7.70	7.50	7.40	7.50	3.20	25.90	54.10
		Rnd 2	8.20	8.00	8.10	8.00	8.70	3.90	28.20	
24	Roeland Van den Bergh Belgium	Rnd 1	7.80	7.40	7.30	7.70	7.50	4.10	26.70	54.00
		Rnd 2	7.90	7.60	8.00	7.80	7.70	3.90	27.30	
25	Leni Marvaud(1989) France	Rnd 1	8.10	7.70	7.50	7.50	7.60	2.60	25.40	53.80
		Rnd 2	8.00	7.80	8.00	8.00	7.90	4.50	28.40	
26	Jamie Mitchel(1990) Canada	Rnd 1	7.90	7.80	7.50	7.50	7.60	5.60	28.50	53.80
		Rnd 2	7.20	7.50	7.30	7.30	7.50	3.20	25.30	
27	Kenny Modisanfe(1989) South Africa	Rnd 1	7.40	7.60	7.80	6.50	7.10	2.90	25.00	53.40
		Rnd 2	8.10	8.00	8.30	7.70	7.90	4.40	28.40	
28	Luis Ferreira(1990) Portugal	Rnd 1	8.00	7.40	7.40	7.50	7.80	4.10	26.80	53.40
		Rnd 2	7.70	7.70	7.50	7.30	7.60	3.80	26.60	
29	Gonzalo Rodriguez(1990) Spain	Rnd 1	6.80	6.90	6.90	6.80	7.20	3.50	24.10	52.40
		Rnd 2	8.20	8.00	8.30	7.90	8.00	4.10	28.30	
30	Marcos Ginet(1990) Spain	Rnd 1	7.40	7.30	7.30	7.30	7.50	2.90	24.90	52.20
		Rnd 2	7.90	7.50	7.50	7.40	7.60	4.70	27.30	
31	Ricardo Pinto(1990) Portugal	Rnd 1	8.10	7.90	7.90	7.70	7.70	8.60	32.10	50.90
		Rnd 2	5.50	5.50	5.40	5.30	5.20	2.60	18.80	
32	Vladimir Hachatriar(1990) Lithuania	Rnd 1	6.60	6.80	6.70	6.60	6.70	3.70	23.70	50.70
		Rnd 2	6.90	7.00	6.50	6.40	7.00	6.60	27.00	
33	Lehlogonolo Osuphil(1989) South Africa	Rnd 1	7.10	7.40	7.30	7.20	7.60	2.40	24.30	50.40
		Rnd 2	7.20	7.30	6.80	7.00	7.10	4.80	26.10	
34	Alexandre Felici(1990) Portugal	Rnd 1	7.70	7.30	7.60	7.50	7.60	3.80	26.50	48.70
		Rnd 2	6.50	6.00	6.60	6.40	6.50	2.80	22.20	
35	Bo Joergenser(1989) Denmark	Rnd 1	7.50	7.50	7.30	7.20	7.10	2.90	24.90	41.50
		Rnd 2	5.00	4.80	4.50	4.90	4.80	2.10	16.60	
36	Westey Barreto(1989) Brazil									

WinTWK-V1.4 103 - 24.10.2003 13:28:13



Judges

16th World Age Group Games

Hannover - Germany
- 22.10.2003 -



Judges-Panel - 8 : Tumbling - Boys - 15/16

Superior-Judge:	Christophe Lambert	France
SJudge-assistent:	M. Celeste Gil	Portugal
Execution-Judge 1:	Laurent Belot	France
Execution-Judge 2:	Carlos Rocha	Brazil
Execution-Judge 3:	Patrick Makoka	South Africa
Execution-Judge 4:	Sergej Albridzio	Lithuania
Execution-Judge 5:	Jordi Villa	Spain
Difficulty-Judge:	Claire Thompson	Great Britain
Assistent-difficulty:	Ralph Jensen	Denmark
Protokoll 1:		
Protokoll 2:		

Judging at the following competitions:

35 - Tumbling - Girls - 15/16	Preliminary + Final
36 - Tumbling - Boys - 15/16	Preliminary + Final



Results-Finale

16th World Age Group Games

Hannover - Germany

- 22.10.2003 -



FONDÉE EN 1881

36 - Tumbling - Boys - 15/16		J1	J2	J3	J4	J5	Diff	Points	Total
1	Andreia Kabishat(1987) Belarus	Rnd 3 8.50	8.40	8.50	8.60	8.40	12.30	37.70	37.70
2	Jozef Wadecki(1988) Poland	Rnd 3 8.60	8.80	9.00	8.90	8.80	9.90	36.40	36.40
3	Dmitri Gorshenin(1987) Russia	Rnd 3 8.40	8.50	8.30	8.60	8.40	10.70	36.00	36.00
4	Bruno Martini(1987) Brazil	Rnd 3 8.90	9.20	8.90	8.90	8.90	9.10	35.80	35.80
5	Charlie Burrows Great Britain	Rnd 3 8.90	8.70	8.60	8.70	8.70	8.50	34.60	34.60
6	Kalon Ludvigson(1988) USA	Rnd 3 8.70	8.50	8.20	8.40	8.60	7.70	33.20	33.20

WinTWK-V1.4.103 - 22.10.2003 18:48:49





Results

16th World Age Group Games

Hannover - Germany

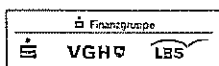
- 22.10.2003 -



FONDÉE EN 1881

36 -	TUM - Boys - 15/16	J1	J2	J3	J4	J5	Diff	Points	Total
1	Andreia Kabishat(1987) Belarus	Rnd 1 8.70 Rnd 2 8.80	8.60 8.50	8.80 8.90	9.10 9.00	9.00 8.70	9.70 11.70	36.20 38.10	74.30
2	Jozef Wadeck(1988) Poland	Rnd 1 8.70 Rnd 2 8.90	9.00 8.80	9.00 8.60	8.70 9.00	9.40 9.00	9.90 9.70	36.60 36.40	73.00
3	Dmitri Gorshenir(1987) Russia	Rnd 1 8.40 Rnd 2 8.40	8.60 8.30	8.90 8.50	9.00 8.60	8.60 8.90	9.80 9.20	35.90 34.70	70.60
4	Bruno Martini(1987) Brazil	Rnd 1 8.20 Rnd 2 8.30	9.00 8.60	9.00 8.60	9.00 8.70	8.90 8.50	8.70 8.50	35.60 34.20	69.80
5	Charlie Burrows Great Britain	Rnd 1 8.80 Rnd 2 8.70	8.70 8.80	9.10 8.60	8.90 8.80	8.60 8.60	8.50 7.50	34.90 33.60	68.50
6	Kalon Ludvigson(1988) USA	Rnd 1 8.30 Rnd 2 8.30	8.40 8.30	8.60 8.60	8.50 8.50	8.50 8.20	7.70 8.50	33.10 33.60	66.70
7	Artem Pysaryev(1988) Ukraine	Rnd 1 8.60 Rnd 2 8.10	8.80 8.20	8.70 8.40	8.90 8.20	8.90 8.00	7.80 7.80	34.20 32.30	66.50
8	Evgeni Khomich(1988) Belarus	Rnd 1 8.70 Rnd 2 8.50	8.80 8.30	9.00 8.10	8.60 8.60	8.70 8.50	7.60 6.80	33.80 32.10	65.90
9	Stepan Karmanov(1987) Russia	Rnd 1 7.50 Rnd 2 8.20	7.90 8.20	7.00 8.40	8.00 8.60	7.80 7.80	7.50 9.10	30.70 33.90	64.60
10	Daniyar Janabayev(1988) Kazakhstan	Rnd 1 8.60 Rnd 2 8.50	8.20 8.60	8.40 8.70	8.60 8.50	8.30 8.40	7.10 6.50	32.40 32.10	64.50
11	Morgan Sautort(1988) France	Rnd 1 8.70 Rnd 2 8.60	8.70 8.70	8.50 8.60	8.80 8.80	8.40 8.60	6.10 6.30	32.00 32.20	64.20
12	Jonathan Duyols Belgium	Rnd 1 7.60 Rnd 2 8.40	8.20 8.40	7.60 8.80	8.30 8.50	8.20 8.60	7.20 7.40	31.20 32.90	64.10
13	Michael Barnes(1987) Great Britain	Rnd 1 8.40 Rnd 2 8.70	8.40 8.30	8.30 8.40	8.60 8.50	8.50 8.40	6.30 6.50	31.60 31.80	63.40
14	Evgenij Solomir(1988) Lithuania	Rnd 1 8.60 Rnd 2 8.20	8.30 8.00	8.30 8.30	8.80 8.60	8.20 8.30	7.00 6.40	32.20 31.20	63.40
15	Tim Busschots(1987) Belgium	Rnd 1 8.50 Rnd 2 8.40	8.10 8.40	8.60 8.50	8.60 8.60	8.20 8.40	6.50 5.80	31.80 31.10	62.90
16	Reed Pitts(1987) USA	Rnd 1 8.70 Rnd 2 8.20	8.50 8.40	8.40 8.50	8.70 8.30	8.50 8.40	5.70 5.70	31.40 30.80	62.20
17	Alexandre Nemshano(1987) Russia	Rnd 1 8.10 Rnd 2 8.60	7.60 8.20	7.30 8.40	7.80 8.70	7.90 8.30	5.50 7.90	28.80 33.20	62.00
18	Travis Hasley(1987) USA	Rnd 1 8.30 Rnd 2 7.60	8.40 7.40	8.50 7.40	8.50 7.30	8.50 7.70	8.00 5.50	33.40 27.90	61.30
19	Dan Gulleksor(1988) Canada	Rnd 1 8.40 Rnd 2 8.20	8.50 8.60	8.60 8.40	8.60 8.50	8.50 8.90	5.20 4.90	30.80 30.40	61.20
20	Sergiy Rysenk(1987) Ukraine	Rnd 1 8.00 Rnd 2 7.70	8.00 7.30	7.80 7.20	8.40 7.10	7.90 7.50	8.80 6.50	32.70 28.50	61.20
21	Daniyar Satybaldiyev(1988) Kazakhstan	Rnd 1 8.50 Rnd 2 7.40	8.20 8.00	8.70 7.80	8.80 8.30	8.40 7.60	6.50 5.50	32.10 28.90	61.00
22	Sandro Meorenc(1988) Spain	Rnd 1 7.80 Rnd 2 8.10	8.00 8.20	8.10 8.30	8.30 8.30	8.20 8.30	5.60 6.00	29.90 30.80	60.70

WinTWK-V1.4.103 - 22.10.2003 14:11:33





Results

16th World Age Group Games

Hannover - Germany

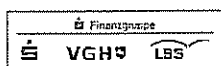
- 22.10.2003 -



FONDÉE EN 1881

36 - TUM - Boys - 15/16		J1	J2	J3	J4	J5	Diff	Points	Total	
23	Travis Shupe(1987) USA	Rnd 1	8.60	8.80	8.90	8.70	8.80	7.30	33.60	60.50
		Rnd 2	7.70	7.80	7.60	7.30	7.50	4.10	26.90	
24	Diogo Rolim(1988) Portugal	Rnd 1	8.40	8.30	5.20	8.40	8.20	5.20	30.10	60.20
		Rnd 2	8.00	8.10	8.20	8.30	8.40	5.50	30.10	
25	Mickael Gosse(1987) France	Rnd 1	7.40	7.70	7.30	7.20	7.50	6.90	29.10	60.00
		Rnd 2	8.20	8.40	8.60	8.50	8.30	5.70	30.90	
26	Kristoffer Lund(1988) Denmark	Rnd 1	8.10	8.10	8.60	8.40	8.30	5.30	30.10	60.00
		Rnd 2	8.00	8.00	8.20	7.90	8.00	5.90	29.90	
27	Taylor Enz(1988) Canada	Rnd 1	0.80	8.60	8.20	8.30	8.40	5.60	30.50	60.00
		Rnd 2	7.80	7.80	7.60	7.90	7.90	6.00	29.50	
28	Daniel Jensen(1988) Denmark	Rnd 1	7.40	7.30	7.60	7.50	7.70	5.40	27.90	59.40
		Rnd 2	8.20	7.90	8.40	8.50	8.20	6.70	31.50	
29	Mikkel Dybro(1987) Denmark	Rnd 1	7.40	7.40	8.10	8.00	7.70	5.70	28.80	59.20
		Rnd 2	8.00	8.20	8.30	8.20	8.30	5.70	30.40	
30	Claudio Silva(1988) Brazil	Rnd 1	8.20	8.50	8.10	8.30	8.70	4.70	29.70	59.10
		Rnd 2	8.20	8.50	8.10	8.30	8.40	4.50	29.40	
31	Gregory Ciune(1988) Australia	Rnd 1	7.50	7.10	7.60	7.30	7.20	5.30	27.30	58.70
		Rnd 2	7.30	8.10	8.00	8.20	7.70	7.60	31.40	
32	Tamasz Wadeck(1987) Poland	Rnd 1	7.90	8.00	8.30	8.40	8.10	6.90	31.30	58.60
		Rnd 2	7.30	7.50	7.40	7.50	7.20	5.10	27.30	
33	Joao Lourenc(1987) Portugal	Rnd 1	8.40	8.30	8.30	8.50	8.10	6.80	31.80	58.60
		Rnd 2	7.70	7.70	7.80	8.00	7.80	3.50	26.80	
34	Gabriel Machad(1987) Brazil	Rnd 1	7.20	8.10	8.10	8.00	7.80	4.60	28.50	58.10
		Rnd 2	7.60	8.20	8.40	8.20	7.90	5.30	29.60	
35	Antonio Cuesta(1988) Spain	Rnd 1	8.20	8.20	8.00	8.40	8.30	4.60	29.30	57.30
		Rnd 2	7.60	8.00	7.90	8.00	8.30	4.10	28.00	
36	Andriy Melny(1987) Ukraine	Rnd 1	7.00	7.50	7.80	7.90	7.40	5.60	28.30	56.90
		Rnd 2	6.90	7.50	7.30	7.30	7.40	6.60	28.60	
37	Mathias Clauser(1987) Denmark	Rnd 1	8.00	7.60	8.00	7.80	7.80	5.30	28.90	56.50
		Rnd 2	7.50	7.50	8.00	7.80	7.50	4.80	27.60	
38	Nicolas Peeters Belgium	Rnd 1	7.80	7.90	8.00	8.10	8.10	5.00	29.00	56.50
		Rnd 2	7.70	7.30	7.20	7.30	7.50	5.40	27.50	
39	Lee Beaver(1988) Great Britain	Rnd 1	8.50	9.00	8.60	8.40	8.70	5.30	31.10	56.50
		Rnd 2	7.60	7.80	7.70	7.20	7.10	2.90	25.40	
40	Mothialefi Nko(1988) South Africa	Rnd 1	7.30	7.20	7.10	7.10	7.10	3.60	25.00	56.30
		Rnd 2	8.30	8.00	8.30	8.30	7.70	6.70	31.30	
41	Jeremy Ditta(1988) France	Rnd 1	8.20	7.90	7.90	8.20	8.10	3.50	27.70	55.40
		Rnd 2	7.60	7.60	7.50	8.00	7.60	4.90	27.70	
42	Joshua Sin(1987) Canada	Rnd 1	7.70	8.00	7.90	7.70	7.90	2.90	26.40	52.20
		Rnd 2	7.80	7.70	7.40	7.40	8.00	2.90	25.80	
43	Oskar Lipa(1988) Poland	Rnd 1	6.70	6.70	6.00	7.00	6.50	5.60	25.50	51.90
		Rnd 2	7.70	7.60	7.50	7.30	7.90	3.60	26.40	
44	Javier Lopez(1988) Spain	Rnd 1	7.30	7.40	7.00	7.10	7.40	3.80	25.60	50.90
		Rnd 2	6.60	7.30	7.30	7.20	7.20	3.60	25.30	

WinTWK-V1.4 103 - 22.10.2003 14:11:33





Results

16th World Age Group Games

Hannover - Germany
- 22.10.2003 -



36 - TUM - Boys - 15/16		J1	J2	J3	J4	J5	Diff	Points	Total
45 Danny Fraiz(1988) Spain	Rnd 1	7.40	7.20	8.00	7.20	7.70	2.90	25.20	50.50
	Rnd 2	7.60	7.50	7.30	7.30	7.90	2.90	25.30	
46 Alexander Toraso(1987) Russia	Rnd 1	4.70	3.60	4.00	4.10	4.20	3.20	15.50	49.70
	Rnd 2	8.40	8.10	8.20	8.40	8.50	9.20	34.20	
47 Rosen Zhelyazko(1987) Bulgaria	Rnd 1	8.20	8.10	8.30	8.50	8.20	5.40	30.10	47.60
	Rnd 2	5.20	5.20	5.30	5.00	5.20	1.90	17.50	
48 Joao Rosado(1987) Portugal	Rnd 1	5.10	5.60	5.20	5.00	5.60	1.70	17.60	41.90
	Rnd 2	6.70	7.40	7.30	7.70	7.30	2.30	24.30	
49 Gregory Blend(1988) South Africa									



Judges

16th World Age Group Games

Hannover - Germany

- 23.10.2003 -



FONDÉE EN 1881

Judges-Panel - 16 : Tumbling - Boys - 17+

Superior-Judge:	Walter van Linden	Belgium
SJudge-assistent:	June Booth	Canada
Execution-Judge 1:	Eric van Dooren	Belgium
Execution-Judge 2:	Claudia Carvalho	Brazil
Execution-Judge 3:	Andre van der Merwe	South Africa
Execution-Judge 4:	Alfa Suleeva	Russia
Execution-Judge 5:	Joy Summer	Great Britain
Difficulty-Judge:	Elena Pereskokova	Russia
Assistent-difficulty:	Roman Veklyuk	Ukraine

Protokoll 1:

Protokoll 2:

Judging at the following competitions:

37 - TUM - Girls - 17+

Qualification + Final

38 - TUM - Boys - 17+

Qualification + Final

WinTWK-V1.4.103 - 23.10.2003 15:32:24



Results Final

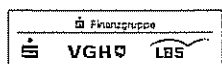
16th World Age Group Games


Hannover - Germany
- 23.10.2003 -



38 - TUM - Boys - 17+		J1	J2	J3	J4	J5	Diff	Points	Total
1	Taguir Mourtazase(1986) Russia	Rnd 3 8.70	8.80	8.90	9.00	9.00	10.00	36.70	36.70
2	Jose Hernandez(1980) USA	Rnd 3 8.80	8.80	8.70	8.70	9.20	10.10	36.40	36.40
3	Alexander Podlesny(1986) Russia	Rnd 3 8.60	8.70	8.80	8.90	8.80	10.10	36.40	36.40
4	Alexander Gontsharo(1986) Russia	Rnd 3 8.50	8.60	8.60	8.70	8.90	9.70	35.60	35.60
5	Julien Couder(1980) France	Rnd 3 8.50	8.50	8.70	8.60	8.70	9.30	35.10	35.10
6	Thomas Heteau(1983) France	Rnd 3 8.60	8.70	8.60	8.50	8.50	8.70	34.40	34.40

WinTWK-V1.4 103 - 23.10.2003 18:42:25





Results Qualification

16th World Age Group Games

Hannover - Germany

- 23 10 2003 -



38 - TUM - Boys - 17+		J1	J2	J3	J4	J5	Diff	Points	Total
1	Alexander Gontsharo(1986) Russia	Rnd 1 8.90 Rnd 2 8.50	8.50 8.80	8.70 8.60	9.10 9.00	8.90 8.90	9.70 10.00	36.20 36.30	72.50
2	Taguir Mourtazase(1986) Russia	Rnd 1 8.60 Rnd 2 8.80	8.70 8.80	8.90 9.00	9.00 9.00	8.40 8.80	9.00 9.60	35.20 36.20	71.40
3	Jose Hernandez(1980) USA	Rnd 1 8.70 Rnd 2 9.20	8.70 8.80	8.60 8.50	8.80 8.80	8.70 9.00	8.50 9.30	34.60 35.90	70.50
4	Alexander Podlesny(1986) Russia	Rnd 1 9.00 Rnd 2 8.60	8.20 8.30	8.40 8.90	8.70 8.90	8.30 8.70	8.70 10.10	34.10 36.30	70.40
5	Julien Couder(1980) France	Rnd 1 8.80 Rnd 2 8.50	8.60 8.70	8.80 8.70	8.70 8.70	8.50 8.70	8.50 8.90	34.60 35.00	69.60
6	Thomas Heteau(1983) France	Rnd 1 8.30 Rnd 2 8.70	8.60 8.70	8.60 8.80	8.40 8.60	8.40 8.40	7.30 7.10	32.70 33.10	65.80
7	Lebogang Ramokopelw(1986) South Africa	Rnd 1 8.60 Rnd 2 7.90	8.70 8.00	8.60 8.00	8.60 8.30	8.30 7.90	7.70 8.30	33.50 32.20	65.70
8	Andreas Stokholm(1985) Denmark	Rnd 1 7.70 Rnd 2 8.50	8.00 8.20	8.10 8.70	8.30 8.50	8.00 8.80	7.70 7.10	31.80 32.80	64.60
9	Gino Mortillaro(1986) USA	Rnd 1 8.60 Rnd 2 8.80	8.50 8.70	8.60 8.80	8.60 8.80	8.40 8.90	5.70 6.50	31.40 32.90	64.30
10	Glenn Smith(1982) Great Britain	Rnd 1 8.30 Rnd 2 8.10	8.70 8.40	8.60 7.70	8.60 8.00	8.70 8.00	7.70 6.50	33.60 30.60	64.20
11	Roeland Baeyens Belgium	Rnd 1 8.10 Rnd 2 8.40	8.40 8.50	8.20 8.20	8.30 8.20	8.00 8.10	8.80 5.60	33.40 30.40	63.80
12	David Girard(1982) Canada	Rnd 1 8.30 Rnd 2 8.50	8.40 8.50	8.40 8.50	8.40 8.70	8.00 8.50	6.50 5.70	31.60 31.20	62.80
13	Jamie Broadben(1977) Australia	Rnd 1 8.30 Rnd 2 8.30	8.00 8.20	8.40 8.40	8.20 8.30	8.00 8.10	6.90 6.50	31.40 31.30	62.70
14	Wim Clippeleyr Belgium	Rnd 1 8.50 Rnd 2 8.50	8.20 8.20	8.50 8.50	8.50 8.40	8.40 8.30	5.90 5.70	31.30 30.90	62.20
15	Dane Percival(1983) Canada	Rnd 1 7.50 Rnd 2 8.60	7.90 8.50	7.70 8.60	7.50 8.20	7.60 8.40	7.30 6.50	30.10 32.00	62.10
16	Brendon O'Brier(1986) Great Britain	Rnd 1 8.90 Rnd 2 8.10	8.60 8.50	8.60 8.50	8.40 8.50	8.60 8.30	5.30 5.70	31.10 31.00	62.10
17	Lee Budler(1985) South Africa	Rnd 1 8.00 Rnd 2 7.70	8.20 7.90	8.20 7.80	8.40 7.80	8.00 7.50	5.60 8.70	30.00 32.00	62.00
18	Raul Somoza(1981) Spain	Rnd 1 8.50 Rnd 2 8.20	8.10 8.30	8.10 7.90	8.10 8.10	8.40 7.90	5.30 7.30	29.90 31.50	61.40
19	James Harris Great Britain	Rnd 1 8.40 Rnd 2 8.20	8.40 8.30	8.60 8.40	7.80 8.30	8.50 8.20	6.10 4.90	31.40 29.70	61.10
20	Sidney Gordon(1986) USA	Rnd 1 8.40 Rnd 2 8.30	8.50 7.60	8.80 7.70	8.80 8.00	8.60 7.70	7.10 4.10	33.00 27.50	60.50
21	David Sarlette Belgium	Rnd 1 7.10 Rnd 2 8.30	7.60 8.30	7.30 8.40	7.30 -8.30	7.60 8.40	7.10 5.50	29.30 30.50	59.80
22	Pablo Minojar(1975) Spain	Rnd 1 8.20 Rnd 2 8.10	8.30 8.20	8.30 8.10	8.20 8.20	8.40 8.20	4.90 4.50	29.70 29.00	58.70


WinTWK-V1.4.103 - 23.10.2003 15:35:45





Results Qualification

16th World Age Group Games

Hannover - Germany

- 23.10.2003 -



FONDÉE EN 1881

38 - TUM - Boys - 17+		J1	J2	J3	J4	J5	Diff	Points	Total	
23	Pascal Blanchett(1983) Canada	Rnd 1	7.70	8.00	7.80	7.80	7.70	5.40	28.70	58.50
		Rnd 2	8.00	8.30	8.20	8.30	8.00	5.30	29.80	
24	Casper Anderser(1985) Denmark	Rnd 1	6.50	7.50	7.20	7.40	7.20	5.50	27.30	57.40
		Rnd 2	8.00	7.50	8.00	7.80	8.40	6.30	30.10	
25	Iago Cobela(1986) Spain	Rnd 1	8.20	8.10	8.30	8.40	8.30	5.20	30.00	56.80
		Rnd 2	7.30	7.70	7.60	7.70	7.30	4.20	26.80	
26	Hugo Marques(1982) Portugal	Rnd 1	8.00	8.20	8.10	7.40	8.00	5.20	29.30	56.50
		Rnd 2	7.70	8.00	7.80	7.70	8.00	3.70	27.20	
27	Pascval Lopez Pinilla(1985) Spain	Rnd 1	8.20	8.50	8.10	8.30	8.10	7.60	32.20	54.10
		Rnd 2	5.40	5.60	5.70	5.80	5.60	5.00	21.90	
28	Benjamin Jones(1985) Australia	Rnd 1	7.10	7.30	7.50	7.20	7.30	3.80	25.60	53.40
		Rnd 2	7.50	7.60	7.70	7.60	7.70	4.90	27.80	
29	Jacobus Myburg(1986) South Africa	Rnd 1	7.50	7.60	7.30	7.40	7.30	4.50	26.70	53.30
		Rnd 2	7.90	7.50	7.60	7.50	7.60	3.90	26.60	
30	Chris Donaldsor(1986) Canada	Rnd 1	7.60	7.50	7.80	7.50	7.30	4.10	26.70	50.40
		Rnd 2	6.10	6.70	6.60	6.30	5.90	4.70	23.70	
31	Francisco Martinez(1985) Spain	Rnd 1	0.00	0.00	0.00	0.00	0.00	0.00	0.00	0.00
		Rnd 2	0.00	0.00	0.00	0.00	0.00	0.00	0.00	

WinTWK-V1.4.103 - 23.10.2003 15:35:45





Judges

16th World Age Group Games

Hannover - Germany
- 24.10.2003 -



Judges-Panel - 26 :

DMT - Girls - 11/12

Superior-Judge:	Traci House	Canada
SJudge-assistent:	Pedro Paiva	Brazil
Execution-Judge 1:	Alexander Shevchenko	Russia
Execution-Judge 2:	Birgit Jentzsch	Germany
Execution-Judge 3:	Jordi Vallcanera	Spain
Execution-Judge 4:	Ana Varajao	Portugal
Execution-Judge 5:	Peter Heames	Great Britain
Difficulty-Judge:	Wayne Marsh	New Zealand
Assistent-difficulty:	Jan Beckers	Belgium
Protokoll 1:		
Protokoll 2:		

Judging at the following competitions:

21 - DMT- Girls - 11/12

Qualification + Final



WinTWK-V1.4.103 - 24.10.2003 10:38:43





Results Final

16th World Age Group Games

Hannover - Germany
- 24.10.2003 -



21 - DMT- Girls - 11/12		J1	J2	J3	J4	J5	Diff	Points	Total	
1	Janci Karvas(1992) USA	Rnd 3	9.50	9.50	9.50	9.60	9.50	2.00	30.50	61.10
		Rnd 4	9.50	9.50	9.50	9.50	9.40	2.10	30.60	
2	Ingrid Alves(1991) Brazil	Rnd 3	9.70	9.60	9.60	9.60	9.70	1.40	30.30	60.70
		Rnd 4	9.70	9.70	9.60	9.70	9.70	1.30	30.40	
3	Christina Sainz(1991) Spain	Rnd 3	9.40	9.50	9.60	9.50	9.40	1.80	30.20	60.60
		Rnd 4	9.50	9.50	9.60	9.50	9.60	1.80	30.40	
4	Katish Berruga(1992) Spain	Rnd 3	9.50	9.50	9.50	9.60	9.60	1.80	30.40	60.40
		Rnd 4	9.50	9.40	9.60	9.40	9.50	1.60	30.00	
5	Nani Vercruysser(1992) USA	Rnd 3	9.40	9.40	9.40	9.40	9.40	1.70	29.90	60.20
		Rnd 4	9.60	9.50	9.50	9.50	9.40	1.80	30.30	
6	Sheila Gonzalez(1992) Spain	Rnd 3	9.50	9.60	9.70	9.60	9.60	1.30	30.10	60.20
		Rnd 4	9.50	9.60	9.60	9.50	9.50	1.50	30.10	

Alves

WinTWK-V1 4 103 - 24.10.2003 17 44 41





Results Qualification

16th World Age Group Games

Hannover - Germany

- 24.10.2003 -

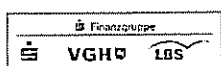


FONDÉE EN 1881

21 - DMT- Girls - 11/12		J1	J2	J3	J4	J5	Diff	Points	Total
1	Christina Sainz(1991) Spain	Rnd 1 9.70 Rnd 2 9.60	9.60	9.60	9.60	9.50	1.60	30.40	60.60
2	Sheila Gonzalez(1992) Spain	Rnd 1 9.60 Rnd 2 9.40	9.60	9.60	9.60	9.50	1.50	30.30	60.50
3	Katish Berruga(1992) Spain	Rnd 1 9.40 Rnd 2 9.50	9.50	9.50	9.50	9.50	1.70	30.20	60.10
4	Janci Karvas(1992) USA	Rnd 1 9.40 Rnd 2 9.40	9.40	9.30	9.40	9.40	1.80	30.00	60.00
5	Nani Verduysson(1992) USA	Rnd 1 9.40 Rnd 2 9.10	9.50	9.50	9.50	9.60	1.80	30.30	60.00
6	Ingrid Alves(1991) Brazil	Rnd 1 9.60 Rnd 2 9.50	9.40	9.60	9.50	9.60	1.20	29.90	59.90
7	Ivana Troiano(1991) Argentina	Rnd 1 9.40 Rnd 2 9.30	9.40	9.50	9.40	9.50	1.60	29.90	59.80
8	Livia Rego(1992) Brazil	Rnd 1 9.50 Rnd 2 9.50	9.60	9.50	9.70	9.60	1.30	30.00	59.80
9	Imogen Gunner(1992) Great Britain	Rnd 1 9.40 Rnd 2 9.40	9.50	9.50	9.50	9.60	1.60	30.10	59.80
10	Kelsie Porter(1991) USA	Rnd 1 9.50 Rnd 2 9.20	9.50	9.40	9.50	9.50	1.80	30.30	59.80
11	Emma Scanlon(1991) Great Britain	Rnd 1 9.30 Rnd 2 9.30	9.40	9.50	9.50	9.50	1.50	29.90	59.60
12	Sarah Santoy(1992) USA	Rnd 1 9.40 Rnd 2 9.30	9.30	9.40	9.40	9.40	1.70	29.90	59.60
13	Anelise Andrade(1991) Brazil	Rnd 1 9.60 Rnd 2 9.50	9.60	9.50	9.70	9.50	1.40	30.10	59.60
14	Katharina Rump(1991) Germany	Rnd 1 9.50 Rnd 2 9.40	9.50	9.50	9.40	9.50	1.60	30.10	59.60
15	Chelsea Nerpel(1991) Canada	Rnd 1 9.20 Rnd 2 9.50	9.40	9.40	9.30	9.40	1.50	29.60	59.50
16	Veronika Korsunova(1992) Russia	Rnd 1 9.40 Rnd 2 9.40	9.30	9.50	9.30	9.30	1.60	29.60	59.50
17	Laura Garcia(1991) Spain	Rnd 1 9.40 Rnd 2 9.40	9.50	9.60	9.40	9.40	1.40	29.70	59.50
18	Katrina Yeomar(1991) Australia	Rnd 1 9.40 Rnd 2 9.30	9.30	9.30	9.30	9.30	1.90	29.80	59.50
19	Nikita Scott(1992) South Africa	Rnd 1 9.50 Rnd 2 9.40	9.60	9.50	9.50	9.50	1.40	29.90	59.50
20	Svetlana Karaveva(1992) Russia	Rnd 1 9.30 Rnd 2 9.40	9.20	9.40	9.20	9.20	1.80	29.50	59.40
21	Sofie Ceupens Belgium	Rnd 1 9.50 Rnd 2 9.30	9.40	9.50	9.50	9.40	1.30	29.70	59.30
22	Samantha Sende(1991) Canada	Rnd 1 9.30 Rnd 2 9.30	9.40	9.40	9.40	9.30	1.70	29.80	59.30

M. Sunde

WinTWK-V1 4.103 - 24.10.2003 11.29.43





Results Qualification

16th World Age Group Games

Hannover - Germany

- 24.10.2003 -

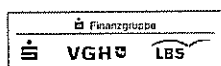


FONDÉE EN 1881

21 - DMT- Girls - 11/12		J1	J2	J3	J4	J5	Diff	Points	Total	
23	Julienne O'Rourke(1991) Australia	Rnd 1	9.50	9.40	9.50	9.50	9.40	1.50	29.90	59.30
		Rnd 2	9.30	9.30	9.40	9.30	9.50	1.40	29.40	
24	Emma Mc Laughlin(1991) New Zealand	Rnd 1	9.40	9.40	9.50	9.40	9.40	1.20	29.40	59.20
		Rnd 2	9.60	9.50	9.60	9.60	9.50	1.10	29.80	
25	Jody Spear(1991) Australia	Rnd 1	9.30	9.20	9.30	9.20	9.40	1.60	29.40	59.20
		Rnd 2	9.40	9.30	9.40	9.30	9.40	1.70	29.80	
26	Rebecca Abe(1991) Canada	Rnd 1	9.40	9.40	9.40	9.40	9.50	1.20	29.40	59.10
		Rnd 2	9.40	9.40	9.50	9.50	9.60	1.30	29.70	
27	Bianca Budler(1992) South Africa	Rnd 1	9.00	9.10	9.30	9.00	9.10	2.00	29.20	59.00
		Rnd 2	9.30	9.20	9.30	9.20	9.30	2.00	29.80	
28	Rita Veiga(1991) Portugal	Rnd 1	9.30	9.30	9.50	9.50	9.50	1.20	29.50	59.00
		Rnd 2	9.40	9.40	9.50	9.60	9.50	1.10	29.50	
29	Nina Alayabeva(1991) Russia	Rnd 1	9.30	9.20	9.30	9.30	9.30	1.60	29.50	59.00
		Rnd 2	9.30	9.20	9.30	9.30	9.30	1.60	29.50	
30	Kerry Lukies(1991) New Zealand	Rnd 1	9.40	9.50	9.50	9.60	9.60	1.30	29.90	59.00
		Rnd 2	9.30	9.30	9.20	9.30	9.40	1.20	29.10	
31	Sofia Pereira(1991) Portugal	Rnd 1	9.20	9.30	9.40	9.40	9.40	1.20	29.30	58.90
		Rnd 2	9.50	9.50	9.50	9.70	9.50	1.10	29.60	
32	Jennifer Benjamir(1991) Great Britain	Rnd 1	9.40	9.50	9.50	9.50	9.60	1.30	29.80	58.80
		Rnd 2	9.20	9.20	9.30	9.30	9.30	1.20	29.00	
33	Stacey Zeebroeck Belgium	Rnd 1	9.30	9.40	9.50	9.40	9.50	1.20	29.50	58.60
		Rnd 2	9.20	9.30	9.30	9.40	9.50	1.10	29.10	
34	Esmeralda Pereira(1991) Portugal	Rnd 1	9.20	9.20	9.40	9.40	9.20	1.50	29.30	58.50
		Rnd 2	9.10	9.10	9.30	9.30	9.10	1.70	29.20	
35	Sarie Roels Belgium	Rnd 1	9.30	9.40	9.30	9.30	9.30	1.10	29.00	58.40
		Rnd 2	9.40	9.40	9.40	9.40	9.50	1.20	29.40	
36	Ana Pachecc(1991) Portugal	Rnd 1	9.10	9.40	9.40	9.30	9.30	1.10	29.10	58.30
		Rnd 2	9.30	9.40	9.40	9.40	9.30	1.10	29.20	
37	Yentl Van Orshaegen Belgium	Rnd 1	9.20	9.30	9.30	9.30	9.40	1.30	29.20	58.30
		Rnd 2	9.20	9.40	9.30	9.30	9.30	1.20	29.10	
38	Taissa Garcia(1992) Brazil	Rnd 1	9.10	9.10	9.20	9.10	9.10	1.60	28.90	58.00
		Rnd 2	9.10	9.20	9.30	9.10	9.20	1.60	29.10	
39	Mienke Prins(1991) South Africa	Rnd 1	9.00	9.00	9.00	8.90	9.10	1.30	28.30	57.70
		Rnd 2	9.30	9.30	9.30	9.20	9.40	1.50	29.40	
40	Linda Rütther(1991) Germany	Rnd 1	9.20	9.30	9.30	9.20	9.30	1.40	29.20	57.70
		Rnd 2	9.10	9.20	0.90	9.00	9.00	1.40	28.50	
41	Chika Uchiyama(1992) Japan	Rnd 1	9.20	9.20	9.30	9.20	9.20	1.40	29.00	57.60
		Rnd 2	9.00	9.10	9.20	9.10	9.10	1.30	28.60	
42	Kristina Peunova(1992) Russia	Rnd 1	6.70	6.70	6.70	6.70	6.70	0.80	20.90	51.10
		Rnd 2	9.50	9.50	9.50	9.50	9.40	1.70	30.20	
43	Siobhan Barnes(1992) Australia	Rnd 1	9.30	9.40	9.30	9.20	9.30	1.70	29.60	50.30
		Rnd 2	6.60	6.70	6.70	6.70	6.80	0.60	20.70	

Thuse

WinTWK-V1.4.103 - 24.10.2003 11:29:43





Judges

16th World Age Group Games

Hannover - Germany
- 22.10.2003 -



Judges-Panel - 25 : DMT - Girls - 13/14

Superior-Judge:	David Wareham	Australia
S.Judge-assistent:	Aquilino Martins	Portugal
Execution-Judge 1:	Larry Gleason	USA
Execution-Judge 2:	Claudio Freitas	Brazil
Execution-Judge 3:	Marin Debruyn	Canada
Execution-Judge 4:	Cathy Dillen	Belgium
Execution-Judge 5:	Rodrigo Bilbao	Spain
Difficulty-Judge:	Irina Gutseva	Russia
Assistent-difficulty:	Johann Backlund	Sweden


Protokoll 1:

Protokoll 2:

Judging at the following competitions:

D/W a

WinTWK-V1.4.103 - 22.10.2003 17:07:52





Results-Final

16th World Age Group Games

Hannover - Germany

- 22.10.2003 -




FONDÉE EN 1881

23 - DMT- Girls - 13/14		J1	J2	J3	J4	J5	Diff	Points	Total	
1	Kimberley Shea New Zealand	Rnd 3	9.50	9.40	9.40	9.40	9.30	2.10	30.30	60.90
		Rnd 4	9.60	9.60	9.70	9.50	9.60	1.80	30.60	
2	Batanay Kolcu Belgium	Rnd 3	9.70	9.60	9.60	9.70	9.60	1.60	30.50	60.70
		Rnd 4	9.60	9.50	9.70	9.60	9.60	1.40	30.20	
3	Renata Teles Brazil	Rnd 3	9.60	9.50	9.40	9.40	9.50	1.90	30.30	60.40
		Rnd 4	9.40	9.40	9.50	9.50	9.40	1.80	30.10	
4	Bárbara Silva Brazil	Rnd 3	9.60	9.70	9.70	9.50	9.60	1.80	30.70	60.40
		Rnd 4	9.40	9.50	9.30	9.40	9.30	1.60	29.70	
5	Emily Laing New Zealand	Rnd 3	9.60	9.50	9.70	9.50	9.60	1.40	30.10	60.30
		Rnd 4	9.70	9.70	9.60	9.60	9.60	1.30	30.20	
6	Tatiana Piatkina Russia	Rnd 3	8.90	9.20	8.90	9.00	9.00	1.90	28.80	58.80
		Rnd 4	9.40	9.40	9.40	9.40	9.40	1.80	30.00	

Shea

WinTWK-V1.4.103 - 22.10.2003 18:19:01





Results

16th World Age Group Games

Hannover - Germany

- 22.10.2003 -

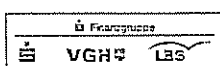


FONDÉE EN 1881

23 – DMT – Girls – 13/14		J1	J2	J3	J4	J5	Diff	Points	Total	
1	Batany Kolcu Belgium	Rnd 1	9.70	9.60	9.60	9.70	9.50	1.80	30.70	61.40
		Rnd 2	9.70	9.60	9.70	9.80	9.60	1.70	30.70	
2	Tatiana Piatkina Russia	Rnd 1	9.40	9.60	9.50	9.50	9.60	1.80	30.40	61.10
		Rnd 2	9.70	9.60	9.70	9.60	9.70	1.70	30.70	
3	Emily Laing New Zealand	Rnd 1	9.70	9.60	9.60	9.70	9.70	1.80	30.80	61.10
		Rnd 2	9.60	9.50	9.60	9.40	9.50	1.70	30.30	
4	Kimberley Shea New Zealand	Rnd 1	9.60	9.70	9.70	9.50	9.60	1.80	30.70	61.00
		Rnd 2	9.50	9.50	9.60	9.50	9.50	1.80	30.30	
5	Renata Teles Brazil	Rnd 1	9.60	9.50	9.70	9.40	9.50	1.70	30.30	60.90
		Rnd 2	9.70	9.60	9.60	9.60	9.60	1.80	30.60	
6	Bárbara Silva Brazil	Rnd 1	9.50	9.50	9.50	9.50	9.60	1.90	30.40	60.90
		Rnd 2	9.60	9.70	9.60	9.50	9.50	1.80	30.50	
7	Karina Porkyshko Russia	Rnd 1	9.50	9.40	9.50	9.50	9.50	1.60	30.10	60.50
		Rnd 2	9.50	9.60	9.60	9.50	9.50	1.80	30.40	
8	Anita Cirillo Canada	Rnd 1	9.50	9.50	9.60	9.50	9.50	1.70	30.20	60.50
		Rnd 2	9.60	9.40	9.50	9.60	9.40	1.80	30.30	
9	Sami Moses USA	Rnd 1	9.60	9.50	9.50	9.50	9.50	1.80	30.30	60.50
		Rnd 2	9.60	9.40	9.40	9.50	9.50	1.80	30.20	
10	Giovanna Matheus Brazil	Rnd 1	9.70	9.70	9.60	9.50	9.50	1.90	30.70	60.50
		Rnd 2	9.30	9.40	9.20	9.20	9.30	2.00	29.80	
11	Whitney McCormick USA	Rnd 1	9.50	9.60	9.20	9.20	9.30	2.10	30.10	60.40
		Rnd 2	9.50	9.60	9.40	9.30	9.40	2.00	30.30	
12	Leah Fauth USA	Rnd 1	9.80	9.60	9.60	9.60	9.60	1.70	30.50	60.40
		Rnd 2	9.50	9.30	9.20	9.30	9.20	2.10	29.90	
13	Emily Frost Sweden	Rnd 1	9.50	9.50	9.50	9.50	9.50	1.70	30.20	60.20
		Rnd 2	9.60	9.40	9.30	9.30	9.50	1.80	30.00	
14	Dana Höllmann Germany	Rnd 1	9.40	9.60	9.60	9.50	9.60	1.40	30.10	60.10
		Rnd 2	9.60	9.40	9.60	9.40	9.40	1.60	30.00	
15	Christiane Ungar Germany	Rnd 1	9.30	9.30	9.30	9.40	9.30	1.80	29.70	60.00
		Rnd 2	9.50	9.60	9.50	9.60	9.50	1.70	30.30	
16	Mignone Alenteyns Belgium	Rnd 1	9.40	9.60	9.60	9.40	9.70	1.30	29.90	60.00
		Rnd 2	9.60	9.60	9.50	9.60	9.40	1.40	30.10	
17	Paula Parkyn Canada	Rnd 1	9.50	9.40	9.30	9.20	9.20	2.00	29.90	60.00
		Rnd 2	9.60	9.60	9.40	9.40	9.40	1.70	30.10	
18	Jaimi Meyer Australia	Rnd 1	9.40	9.40	9.30	9.50	9.40	1.80	30.00	60.00
		Rnd 2	9.40	9.40	9.40	9.40	9.20	1.80	30.00	
19	Amy Stroud Canada	Rnd 1	9.60	9.70	9.70	9.50	9.60	1.70	30.60	60.00
		Rnd 2	9.30	9.30	9.10	9.00	9.20	1.80	29.40	
20	Amanda Rohlf (1989) Brazil	Rnd 1	9.40	9.40	9.50	9.40	9.40	1.30	29.50	59.70
		Rnd 2	9.60	9.60	9.60	9.40	9.50	1.50	30.20	
21	Rebecca Melcalfe Great Britain	Rnd 1	9.70	9.40	9.50	9.50	9.70	1.10	29.80	59.60
		Rnd 2	9.60	9.50	9.50	9.50	9.60	1.20	29.80	
22	Margarita Kazantseva Russia	Rnd 1	9.40	9.30	9.40	9.50	9.40	1.60	29.80	59.60
		Rnd 2	9.40	9.40	9.40	9.20	9.40	1.60	29.80	

[Handwritten signature]

WinTWK-V1.4.103 - 22.10.2003 12:18:00





Results

16th World Age Group Games

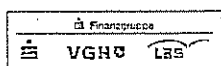
Hannover - Germany
- 22.10.2003 -



FONDÉE EN 1881

23 – DMT – Girls – 13/14		J1	J2	J3	J4	J5	Diff	Points	Total
23 Sara Marques Portugal	Rnd 1	9.60	9.50	9.40	9.40	9.50	1.50	29.90	59.60
	Rnd 2	9.50	9.40	9.30	9.40	9.40	1.50	29.70	
24 Kajsa Ohlson Liden Sweden	Rnd 1	9.80	9.60	9.60	9.40	9.40	1.30	29.90	59.60
	Rnd 2	9.50	9.20	9.30	9.40	9.40	1.60	29.70	
25 Danielle Emery Australia	Rnd 1	9.50	9.50	9.50	9.50	9.60	1.50	30.00	59.60
	Rnd 2	9.50	9.30	9.30	9.30	9.40	1.60	29.60	
26 Marjolein Degens Belgium	Rnd 1	9.70	9.70	9.60	9.70	9.60	1.20	30.20	59.60
	Rnd 2	9.30	9.20	9.20	9.30	9.30	1.60	29.40	
27 Charlotte Walmsley Great Britain	Rnd 1	9.50	9.40	9.30	9.30	9.40	1.60	29.70	59.40
	Rnd 2	9.40	9.50	9.40	9.50	9.50	1.30	29.70	
28 Sara Lopes Portugal	Rnd 1	9.60	9.50	9.60	9.40	9.50	1.30	29.90	59.30
	Rnd 2	9.30	9.30	9.30	9.20	9.10	1.60	29.40	
29 Anna Dimitrova Bulgaria	Rnd 1	9.40	9.40	9.20	9.20	9.20	1.80	29.60	59.20
	Rnd 2	9.30	9.30	9.20	9.40	9.30	1.70	29.60	
30 Eleanor Benjamin Great Britain	Rnd 1	9.20	9.20	9.20	9.30	9.20	1.70	29.30	59.10
	Rnd 2	9.30	9.30	9.30	9.50	9.40	1.80	29.80	
31 Margarida Rodrigues Portugal	Rnd 1	9.40	9.40	9.50	9.50	9.50	1.20	29.60	59.10
	Rnd 2	9.40	9.40	9.50	9.30	9.50	1.20	29.50	
32 Lucia Blell Spain	Rnd 1	9.40	9.50	9.30	9.30	9.60	1.60	29.80	58.90
	Rnd 2	9.20	9.30	9.10	9.20	9.40	1.40	29.10	
33 Lizette Modig Sweden	Rnd 1	9.40	9.50	9.50	9.30	9.40	1.90	30.20	58.90
	Rnd 2	8.90	8.90	8.70	8.90	8.80	2.10	28.70	
34 Jindje Renz Canada	Rnd 1	9.40	9.30	9.20	9.20	9.10	1.50	29.20	58.70
	Rnd 2	9.50	9.40	9.40	9.30	9.30	1.40	29.50	
35 Chelsea Lashbrook USA	Rnd 1	9.40	9.20	9.30	9.30	9.40	1.90	29.90	58.50
	Rnd 2	8.90	8.90	8.60	8.80	8.90	2.00	28.60	
36 Pippa Pugh Great Britain	Rnd 1	9.10	9.20	9.20	9.30	9.20	1.10	28.70	58.00
	Rnd 2	9.30	9.30	9.30	9.30	9.30	1.40	29.30	
37 Yenti Penkin South Africa	Rnd 1	9.30	9.20	8.80	8.90	9.00	1.10	28.20	57.80
	Rnd 2	9.30	9.30	9.20	9.30	9.20	1.80	29.60	
38 Bethany Bailey Australia	Rnd 1	9.70	9.60	9.70	9.50	9.60	1.70	30.60	51.50
	Rnd 2	6.90	6.70	6.90	6.70	6.80	0.50	20.90	
39 Charlotte Vanreusel Belgium	Rnd 1	9.70	9.60	9.70	9.60	9.60	1.30	30.20	51.10
	Rnd 2	6.80	6.70	6.80	6.70	6.80	0.60	20.90	
40 Suzanne Stewart Australia	Rnd 1	6.70	6.60	6.70	6.70	6.60	0.70	20.70	50.90
	Rnd 2	9.50	9.50	9.50	9.50	9.50	1.70	30.20	
41 Claire Lizarraga Spain	Rnd 1	7.00	6.70	6.90	6.70	6.80	0.60	21.00	50.90
	Rnd 2	9.60	9.50	9.60	9.60	9.60	1.10	29.90	
42 Irina Ilicheva Russia	Rnd 1	6.50	6.70	6.70	6.60	6.70	0.60	20.60	50.50
	Rnd 2	9.40	9.40	9.30	9.30	9.40	1.80	29.90	
43 Grace Nayamane South Africa	Rnd 1	6.70	6.70	6.60	6.80	6.70	0.60	20.70	50.40
	Rnd 2	9.40	9.30	9.20	9.30	9.30	1.80	29.70	
44 Alicia Fajardo Spain	Rnd 1	9.40	9.30	9.30	9.40	9.40	1.70	29.80	50.40
	Rnd 2	6.60	6.70	6.70	6.70	6.70	0.50	20.60	

WinTWK-V1.4.103 - 22.10.2003 12:18:01





Results

16th World Age Group Games

Hannover - Germany

- 22.10.2003 -

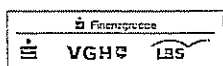


FONDÉE EN 1881

23 - DMT - Girls - 13/14		J1	J2	J3	J4	J5	Diff	Points	Total
45 Nadia Morganho Portugal	Rnd 1	9.40	9.30	9.60	9.50	9.70	1.10	29.60	50.10
	Rnd 2	6.60	6.70	6.70	6.60	6.60	0.60	20.50	
46 Yolandi Bekker South Africa	Rnd 1	6.70	6.40	6.60	6.70	6.70	0.60	20.60	49.70
	Rnd 2	9.00	9.30	9.30	9.40	9.00	1.50	29.10	
47 Beatriz Gonzalez Spain	Rnd 1	0.00	0.00	0.00	0.00	0.00	0.00	0.00	30.30
	Rnd 2	9.60	9.50	9.60	9.40	9.70	1.60	30.30	
48 Leanna Carragher Ireland	Rnd 1	0.00	0.00	0.00	0.00	0.00	0.00	0.00	0.00
	Rnd 2	0.00	0.00	0.00	0.00	0.00	0.00	0.00	
48 Fiona Mc Govern Ireland	Rnd 1	0.00	0.00	0.00	0.00	0.00	0.00	0.00	0.00
	Rnd 2	0.00	0.00	0.00	0.00	0.00	0.00	0.00	

Ph...

WinTWK-V1.4.103 - 22.10.2003 12:18:02





Judges

16th World Age Group Games

Hannover - Germany

- 23.10.2003 -



FONDÉE EN 1881

Judges-Panel - 13 : DMT - Girls - 15/16

Superior-Judge:	David Wareham	Australia
SJudge-assistent:	Aquilino Martins	Portugal
Execution-Judge 1:	Larry Gleason	USA
Execution-Judge 2:	Rodrigo Bilbao	Spain
Execution-Judge 3:	Pernilla Santesson	Sweden
Execution-Judge 4:	Marina Debruyn	Canada
Execution-Judge 5:	Krasimir Ivanov	Bulgaria
Difficulty-Judge:	Jan Beckers	Belgium
Assistent-difficulty:	Wayne Marsh	New Zealand

Protokoll 1:

Protokoll 2:

Judging at the following competitions:

25 - DMT- Girls - 15/16

Preliminary + Final

Debra

WinTWK-V1.4.103 - 23.10.2003 09:54:35





Results Final

16th World Age Group Games

Hannover - Germany
- 23.10.2003 -



25 - DMT- Girls - 15/16		J1	J2	J3	J4	J5	Diff	Points	Total	
1	Anna Paula Fernandes(1987) Brazil	Rnd 3	9.60	9.50	9.40	9.40	9.50	2.50	30.90	62.20
		Rnd 4	9.80	9.70	9.80	9.80	9.80	1.90	31.30	
2	Ana Rente(1988) Portugal	Rnd 3	9.50	9.50	9.50	9.40	9.50	2.30	30.80	61.60
		Rnd 4	9.60	9.60	9.60	9.60	9.60	2.00	30.80	
3	Anna Savchenko(1987) Russia	Rnd 3	9.70	9.70	9.60	9.80	9.70	1.80	30.90	61.30
		Rnd 4	9.60	9.40	9.40	9.40	9.50	2.10	30.40	
4	Claudia Prat(1988) Spain	Rnd 3	9.70	9.70	9.70	9.70	9.60	1.90	31.00	61.10
		Rnd 4	9.60	9.50	9.50	9.50	9.40	1.60	30.10	
5	Nicole Pacheco(1987) Portugal	Rnd 3	9.30	9.20	9.40	9.30	9.20	2.00	29.80	60.20
		Rnd 4	9.60	9.60	9.60	9.50	9.60	1.60	30.40	
6	Anna Ivanova(1988) Russia	Rnd 3	0.00	0.00	0.00	0.00	0.00	0.00	0.00	31.00
		Rnd 4	9.70	9.70	9.70	9.70	9.70	1.90	31.00	

Download

WinTWK-V1 4 103 - 23.10.2003 17:40:19





Results Qualification

16th World Age Group Games

Hannover - Germany

- 23.10.2003 -

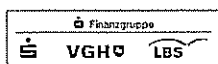


FONDÉE EN 1881

25 - DMT- Girls - 15/16		J1	J2	J3	J4	J5	Diff	Points	Total
1	Anna Ivanova(1988) Russia	Rnd 1 9.60 Rnd 2 9.70	9.60 9.60	9.60 9.60	9.70 9.70	9.60 9.60	2.30 2.30	31.10 31.20	62.30
2	Ana Rente(1988) Portugal	Rnd 1 9.50 Rnd.2 9.70	9.50 9.60	9.50 9.70	9.50 9.60	9.50 9.60	2.30 2.00	30.80 30.90	61.70
3	Anna Savchenko(1987) Russia	Rnd 1 9.50 Rnd 2 9.60	9.60 9.60	9.60 9.50	9.70 9.60	9.60 9.50	1.90 2.10	30.70 30.80	61.50
4	Claudia Prat(1988) Spain	Rnd 1 9.60 Rnd 2 9.70	9.60 9.70	9.70 9.60	9.50 9.60	9.40 9.70	1.80 1.80	30.50 30.80	61.30
5	Nicole Pacheco(1987) Portugal	Rnd 1 9.60 Rnd 2 9.60	9.50 9.50	9.60 9.60	9.50 9.60	9.60 9.50	1.90 2.00	30.60 30.70	61.30
6	Anna Paula Fernandes(1987) Brazil	Rnd 1 9.30 Rnd 2 9.50	9.50 9.40	9.50 9.40	9.50 9.40	9.60 9.40	2.00 2.50	30.50 30.70	61.20
7	Kirsty Ward(1987) Great Britain	Rnd 1 9.50 Rnd 2 9.60	9.50 9.40	9.50 9.40	9.60 9.60	9.50 9.50	2.00 2.10	30.50 30.60	61.10
8	Kelsi Semeschuk(1987) Canada	Rnd 1 9.60 Rnd 2 9.30	9.50 9.20	9.60 9.30	9.60 9.30	9.60 9.40	2.00 2.30	30.80 30.20	61.00
9	Nicole Diegan(1989) Australia	Rnd 1 9.60 Rnd 2 9.60	9.60 9.50	9.60 9.50	9.60 9.50	9.50 9.50	1.80 1.80	30.60 30.30	60.90
10	Danica Hilton Australia	Rnd 1 9.70 Rnd 2 9.70	9.60 9.50	9.50 9.50	9.70 9.80	9.50 9.50	1.60 1.70	30.40 30.40	60.80
11	Sonia Formosa(1988) USA	Rnd 1 9.40 Rnd 2 9.50	9.40 9.30	9.50 9.40	9.40 9.40	9.30 9.50	2.20 2.10	30.40 30.40	60.80
12	Hilde Van Grieken Belgium	Rnd 1 9.60 Rnd 2 9.50	9.50 9.40	9.50 9.40	9.60 9.40	9.60 9.40	1.70 2.10	30.40 30.30	60.70
13	Christie Jenkin(1983) Australia	Rnd 1 9.50 Rnd 2 9.70	9.40 9.40	9.50 9.50	9.30 9.50	9.40 9.40	2.30 1.70	30.60 30.10	60.70
14	Sofia Esménic(1988) Portugal	Rnd 1 9.60 Rnd 2 9.30	9.60 9.40	9.50 9.20	9.50 9.10	9.50 9.30	2.00 2.10	30.60 29.90	60.50
15	Lucy Roberts(1988) Great Britain	Rnd 1 9.40 Rnd 2 9.50	9.40 9.50	9.40 9.60	9.60 9.60	9.50 9.60	1.80 1.60	30.10 30.30	60.40
16	Vera Karpenko(1987) Russia	Rnd 1 9.40 Rnd 2 9.30	9.30 9.10	9.50 9.20	9.40 9.20	9.40 9.20	2.30 2.30	30.50 29.90	60.40
17	Juliane Böhme(1987) Germany	Rnd 1 9.50 Rnd 2 9.40	9.40 9.40	9.50 9.40	9.50 9.40	9.40 9.30	1.90 1.80	30.30 30.00	60.30
18	Erica Hart(1987) Canada	Rnd 1 9.40 Rnd 2 9.50	9.40 9.50	9.30 9.50	9.60 9.50	9.40 9.40	1.80 1.70	30.00 30.20	60.20
19	Mary McPhalen(1987) Canada	Rnd 1 9.40 Rnd 2 9.50	9.30 9.40	9.40 9.30	9.40 9.40	9.40 9.40	1.80 2.00	30.00 30.20	60.20
20	Ana Paula Teixeira(1987) Brazil	Rnd 1 9.40 Rnd 2 9.50	9.40 9.40	9.50 9.40	9.50 9.50	9.40 9.50	1.80 1.70	30.10 30.10	60.20
21	Hannah Frost(1987) Sweden	Rnd 1 9.40 Rnd 2 9.30	9.40 9.30	9.30 9.30	9.20 9.30	9.40 9.40	1.90 2.10	30.00 30.00	60.00
22	Romina Solis(1988) Argentina	Rnd 1 9.40 Rnd 2 9.50	9.50 9.50	9.60 9.40	9.50 9.40	9.50 9.40	1.60 1.60	30.10 29.90	60.00

Handwritten signature

WinTWK-V1 4 103 - 23.10.2003 12:03:39





Results Qualification

16th World Age Group Games

Hannover - Germany

- 23.10.2003 -

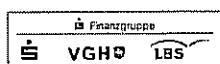


FONDÉE EN 1881

25 - DMT- Girls - 15/16		J1	J2	J3	J4	J5	Diff	Points	Total
23	Nikki Pugh(1988) Great Britain	Rnd.1 9.40 Rnd.2 9.50	9.40 9.40	9.40 9.40	9.60 9.50	9.40 9.40	1.80 1.60	30.00 29.90	59.90
24	Lucy Ashworth(1988) Great Britain	Rnd.1 9.50 Rnd.2 9.30	9.50 9.40	9.50 9.40	9.50 9.40	9.60 9.40	1.60 1.60	30.10 29.80	59.90
25	Virginia Gontijo Linz(1987) Brazil	Rnd.1 9.30 Rnd.2 9.70	9.30 9.60	9.20 9.60	9.10 9.80	9.30 9.60	1.60 1.50	29.40 30.40	59.80
26	Amanda Smith(1987) New Zealand	Rnd.1 9.30 Rnd.2 9.40	9.40 9.30	9.40 9.30	9.40 9.30	9.30 9.20	1.70 2.00	29.80 29.90	59.70
27	Bridget Miller(1987) New Zealand	Rnd.1 9.30 Rnd.2 9.40	9.40 9.30	9.40 9.30	9.40 9.30	9.30 9.30	1.80 1.90	29.90 29.80	59.70
28	Anna Vivash(1988) Australia	Rnd.1 9.50 Rnd.2 9.20	9.50 9.20	9.50 9.30	9.50 9.20	9.50 9.10	1.80 1.80	30.30 29.40	59.70
29	Denise Mayorga(1987) USA	Rnd.1 9.40 Rnd.2 9.40	9.40 9.20	9.40 9.30	9.30 9.10	9.40 9.30	1.80 1.80	30.00 29.60	59.60
30	Jesse Gysels Belgium	Rnd.1 9.40 Rnd.2 9.40	9.40 9.30	9.40 9.30	9.40 9.30	9.30 9.20	1.60 1.80	29.80 29.70	59.50
31	Géraldine Standaert Belgium	Rnd.1 9.40 Rnd.2 9.40	9.40 9.30	9.30 9.50	9.40 9.40	9.40 9.20	1.40 1.70	29.60 29.80	59.40
32	Analia Gianicol(1987) Argentina	Rnd.1 9.30 Rnd.2 9.20	9.30 9.30	9.40 9.20	9.20 9.20	9.30 9.10	2.00 1.80	29.90 29.40	59.30
33	Rita Capelinha(1987) Portugal	Rnd.1 9.20 Rnd.2 9.20	9.30 9.30	9.30 9.30	9.30 9.20	9.30 9.30	1.70 1.80	29.60 29.60	59.20
34	Ashleigh Barr(1987) Ireland	Rnd.1 9.40 Rnd.2 9.20	9.50 0.40	9.50 9.30	9.50 9.40	9.30 9.30	1.20 1.20	29.60 29.00	58.60
35	Jenny Wescot(1988) USA	Rnd.1 8.80 Rnd.2 9.30	8.70 9.30	8.70 9.20	8.60 9.40	8.70 9.30	1.60 2.10	27.70 30.00	57.70
36	Aideen Mc Carthy(1987) Ireland	Rnd.1 9.20 Rnd.2 9.10	9.20 9.10	9.20 8.90	9.30 9.10	9.30 9.10	1.30 1.20	29.00 28.50	57.50
37	Samantha Oliveira(1987) Brazil	Rnd.1 9.50 Rnd.2 6.90	9.40 6.80	9.50 6.80	9.40 6.80	9.50 6.80	2.00 1.10	30.40 21.50	51.90
38	Laure Staelens Belgium	Rnd.1 9.40 Rnd.2 6.80	9.40 6.80	9.40 6.70	9.40 6.70	9.50 6.70	1.80 0.60	30.00 20.80	50.80
39	Natasha Van Der Wal(1988) South Africa	Rnd.1 9.20 Rnd.2 6.50	9.30 6.50	9.20 6.50	9.30 6.50	9.30 6.60	1.80 1.00	29.60 20.50	50.10
40	Inge Bester(1988) South Africa	Rnd.1 6.60 Rnd.2 9.30	6.70 9.10	6.60 9.30	6.60 9.20	6.70 9.30	0.50 1.60	20.40 29.40	49.80
41	Victoria Voronina(1988) Russia	Rnd.1 0.00 Rnd.2 9.70	0.00 9.60	0.00 9.50	0.00 9.70	0.00 9.60	0.00 2.30	0.00 31.20	31.20
42	Amber Cowar(1987) USA	Rnd.1 9.70 Rnd.2 0.00	9.50 0.00	9.50 0.00	9.60 0.00	9.50 0.00	2.50 0.00	31.10 0.00	31.10
43	Jenny Andrews(1987) Canada	Rnd.1 0.00 Rnd.2 9.40	0.00 9.30	0.00 9.30	0.00 9.30	0.00 9.40	0.00 1.80	0.00 29.80	29.80

D. K. ...

WinTWK-V1.4.103 - 23.10.2003 12:03:40





Judges

16th World Age Group Games

Hannover - Germany

- 24.10.2003 -



FONDÉE EN 1881

Judges-Panel - 27 :

DMT - Girls - 17+

Superior-Judge:	David Wareham	Australia
SJudge-assistent:	Krasimir Ivanov	Bulgaria
Execution-Judge 1:	Cathy Dillen	Belgium
Execution-Judge 2:	Larry Gleason	USA
Execution-Judge 3:	Bill Leach	Great Britain
Execution-Judge 4:	Marin Debruyne	Canada
Execution-Judge 5:	Alexander Shevchenko	Russia
Difficulty-Judge:	Irina Gutseva	Russia
Assistent-difficulty:	Johan Backlund	Sweden

Protokoll 1:

Protokoll 2:

Judging at the following competitions:

27 - DMT - Girls - 17+

Qualification + Final

WinTWK-V1.4.103 - 24.10.2003 13:08:27





Results Final

16th World Age Group Games

Hannover - Germany

- 24.10.2003 -



FONDÉE EN 1981

27 - DMT - Girls - 17+		J1	J2	J3	J4	J5	Diff	Points	Total	
1	Ekaterina Molkova(1985) Russia	Rnd 3	9.40	9.50	9.40	9.40	9.50	2.30	30.60	60.90
		Rnd 4	9.30	9.40	9.40	9.40	9.60	2.10	30.30	
2	Sara Trillo(1985) Spain	Rnd 3	9.50	9.70	9.50	9.60	9.50	1.80	30.40	60.80
		Rnd 4	9.50	9.70	9.40	9.70	9.40	1.80	30.40	
3	Anastasia Velichko(1986) Russia	Rnd 3	9.40	9.50	9.30	9.30	9.50	1.90	30.10	60.70
		Rnd 4	9.50	9.50	9.50	9.50	9.60	2.10	30.60	
4	Rosa Esteban(1982) Spain	Rnd 3	9.60	9.40	9.50	9.40	9.40	2.30	30.60	60.30
		Rnd 4	9.20	9.20	9.30	9.10	9.10	2.20	29.70	
5	Rose James(1981) Canada	Rnd 3	9.30	9.30	9.40	9.40	9.30	2.00	30.00	60.10
		Rnd 4	9.50	9.50	9.30	9.40	9.30	1.90	30.10	
6	Deborah Costa(1986) Brazil	Rnd 3	9.40	9.40	9.50	9.40	9.30	1.60	29.80	59.40
		Rnd 4	9.20	9.40	9.30	9.30	9.20	1.80	29.60	

D. Costa

WinTWK-V1 4.103 - 24.10.2003 18:27:22





Results Qualification

16th World Age Group Games

Hannover - Germany

- 24 10 2003 -

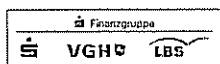


FONDÉE EN 1881

27 - DMT - Girls - 17+		J1	J2	J3	J4	J5	Diff	Points	Total
1	Ekaterina Molkova (1985) Russia	Rnd 1 9 50 Rnd 2 9 40	9 60 9 50	9 60 9 40	9 30 9 50	9 50 9 50	2 30 2 30	30 90 30 70	61 60
2	Anastasia Velichk (1986) Russia	Rnd 1 9 50 Rnd 2 9 50	9 60 9 60	9 50 9 50	9 60 9 60	9 60 9 60	2 00 2 10	30 70 30 80	61 50
3	Sara Trillo (1985) Spain	Rnd 1 9 40 Rnd 2 9 60	9 50 9 80	9 50 9 60	9 50 9 60	9 40 9 50	2 10 2 00	30 50 30 80	61 30
4	Rosa Esteban (1982) Spain	Rnd 1 9 60 Rnd 2 9 30	9 60 9 50	9 50 9 50	9 50 9 30	9 50 9 30	2 30 2 30	30 90 30 40	61 30
5	Rose James (1981) Canada	Rnd 1 9 20 Rnd 2 9 40	9 60 9 60	9 40 9 40	9 50 9 50	9 30 9 50	2 10 2 50	30 30 30 90	61 20
6	Deborah Costa (1986) Brazil	Rnd 1 9 60 Rnd 2 9 70	9 60 9 70	9 50 9 50	9 70 9 60	9 50 9 50	1 70 1 80	30 40 30 60	61 00
7	Rebeca Cruz (1986) Brazil	Rnd 1 9 60 Rnd 2 9 40	9 40 9 40	9 40 9 40	9 50 9 30	9 40 9 30	2 30 2 30	30 60 30 40	61 00
8	Christine High (1985) USA	Rnd 1 9 60 Rnd 2 9 30	9 70 9 40	9 50 9 40	9 50 9 40	9 50 9 40	2 00 2 10	30 60 30 30	60 90
9	Carolina Santos (1986) Portugal	Rnd 1 9 50 Rnd 2 9 30	9 50 9 60	9 50 9 30	9 60 9 40	9 40 9 30	2 10 2 10	30 60 30 10	60 70
10	Lynn Patrouille Belgium	Rnd 1 9 50 Rnd 2 9 50	9 50 9 50	9 50 9 50	9 40 9 50	9 40 9 30	1 80 1 80	30 20 30 30	60 50
11	Florence Malherbe Belgium	Rnd 1 9 50 Rnd 2 9 50	9 60 9 50	9 50 9 40	9 50 9 50	9 40 9 40	1 80 1 80	30 30 30 20	60 50
12	Helena Gomes (1984) Portugal	Rnd 1 9 40 Rnd 2 9 50	9 60 9 50	9 50 9 40	9 50 9 60	9 50 9 40	1 80 1 70	30 30 30 10	60 40
13	Gabriela Santos (1984) Brazil	Rnd 1 9 40 Rnd 2 9 60	9 60 9 40	9 50 9 60	9 50 9 60	9 50 9 50	1 60 1 50	30 10 30 20	60 30
14	Yohana Plastina (1984) Argentina	Rnd 1 9 30 Rnd 2 9 30	9 40 9 50	9 40 9 40	9 30 9 20	9 30 9 40	2 00 1 90	30 00 30 00	60 00
15	Yuho Nakata (1985) Japan	Rnd 1 9 30 Rnd 2 9 40	9 60 9 50	9 50 9 40	9 50 9 60	9 50 9 50	1 30 1 70	29 80 30 10	59 90
16	Asha Bayliss (1986) Great Britain	Rnd 1 9 30 Rnd 2 9 50	9 40 9 40	9 30 9 60	9 40 9 60	9 30 9 40	1 70 1 50	29 70 30 00	59 70
17	Ine Esch Belgium	Rnd 1 9 50 Rnd 2 9 30	9 40 9 40	9 50 9 30	9 40 9 20	9 30 9 20	1 80 1 80	30 10 29 60	59 70
18	Lousia Schoc (1986) Germany	Rnd 1 9 60 Rnd 2 9 20	9 50 9 20	9 60 9 40	9 70 9 40	9 60 9 30	1 30 1 60	30 10 29 50	59 60
19	Ana Simoes (1986) Portugal	Rnd 1 8 90 Rnd 2 9 50	8 90 9 40	8 90 9 40	8 80 9 40	8 90 9 30	2 30 2 30	29 00 30 50	59 50
20	Naomi Sugawara (1985) Japan	Rnd 1 9 50 Rnd 2 9 20	9 50 9 30	9 30 9 30	9 50 9 30	9 40 9 20	1 60 1 70	30 00 29 50	59 50
21	Cheryl Moir (1986) New Zealand	Rnd 1 9 30 Rnd 2 9 40	9 40 9 60	9 60 9 50	9 40 9 60	9 40 9 50	1 30 1 20	29 50 29 80	59 30
22	Kimberley Cooper (1983) New Zealand	Rnd 1 9 50 Rnd 2 9 20	9 60 9 30	9 50 9 30	9 60 9 40	9 50 9 30	1 30 1 40	29 90 29 30	59 20

Handwritten signature

WinTWK-V1 4.103 - 24 10 2003 14:50:19





Results Qualification

16th World Age Group Games

Hannover - Germany


- 24.10.2003 -



27 - DMT - Girls - 17+		J1	J2	J3	J4	J5	Diff	Points	Total	
23	Brooke Johnsr(1986) New Zealand	Rnd 1	9.30	9.40	9.20	9.40	9.20	1.40	29.30	59.00
		Rnd 2	9.50	9.60	9.40	9.40	9.30	1.40	29.70	
24	Kelly Tomaszewsk(1986) USA	Rnd 1	9.00	8.80	8.90	8.90	8.80	2.30	28.90	58.90
		Rnd 2	9.20	9.40	9.40	9.30	9.10	2.10	30.00	
25	Kim Evans(1985) Canada	Rnd 1	9.00	9.10	8.90	9.00	9.00	2.00	29.00	58.50
		Rnd 2	9.10	9.50	9.40	9.00	9.20	1.80	29.50	
26	Jessica Johns(1986) New Zealand	Rnd 1	9.20	9.50	9.30	9.50	9.30	1.40	29.50	58.40
		Rnd 2	9.20	9.20	9.20	9.30	9.10	1.30	28.90	
27	Lais Andrade(1985) Brazil	Rnd 1	9.20	9.30	9.40	9.40	9.40	2.00	30.10	58.40
		Rnd 2	8.70	8.90	8.70	8.80	8.70	2.10	28.30	
28	Inmaculada Camarer(1986) Spain	Rnd 1	9.30	9.40	9.50	9.30	9.30	1.60	29.60	58.30
		Rnd 2	9.00	9.20	8.80	9.00	9.10	1.60	28.70	
29	Lorraine Cave-Browr(1985) Great Britain	Rnd 1	9.40	9.40	9.50	9.50	9.30	1.60	29.90	58.20
		Rnd 2	8.90	8.80	8.90	9.00	8.80	1.70	28.30	
30	Tracy Broadhurs(1984) USA	Rnd 1	9.30	9.30	9.20	9.30	9.20	2.10	29.90	57.40
		Rnd 2	8.70	8.90	8.70	8.70	8.80	1.30	27.50	
31	Cheryl Johnsr(1979) Canada	Rnd 1	9.20	9.40	9.40	9.40	9.40	2.30	30.50	51.50
		Rnd 2	6.60	6.50	6.70	6.50	6.60	1.30	21.00	
32	Emilie Anderssor(1985) Sweden	Rnd 1	6.70	6.90	6.70	6.90	6.90	0.60	21.10	51.40
		Rnd 2	9.50	9.50	9.50	9.60	9.40	1.80	30.30	
33	Ana Pires(1986) Portugal	Rnd 1	6.70	6.80	6.70	6.60	6.60	1.10	21.10	51.40
		Rnd 2	9.40	9.40	9.40	9.40	9.40	2.10	30.30	
34	Jenna Summers(1985) Great Britain	Rnd 1	9.50	9.50	9.50	9.50	9.40	1.50	30.00	50.80
		Rnd 2	6.70	6.60	6.60	6.70	6.70	0.80	20.80	
35	Diana Rueva(1986) Bulgaria	Rnd 1	6.70	6.70	6.60	6.70	6.60	0.70	20.70	50.50
		Rnd 2	9.30	9.20	9.40	9.20	9.30	2.00	29.80	
36	Delmari Snyders(1986) South Africa	Rnd 1	9.20	9.50	9.40	9.40	9.30	1.70	29.80	50.20
		Rnd 2	6.60	6.70	6.60	6.60	6.50	0.60	20.40	
37	Laura Zarzalesos(1986) Spain	Rnd 1	9.30	9.30	9.50	9.30	9.30	1.80	29.70	50.00
		Rnd 2	6.60	6.60	6.60	6.50	6.60	0.50	20.30	
38	Ayaka Iitsuka(1985) Japan	Rnd 1	9.20	9.20	9.30	9.30	9.20	1.50	29.20	49.60
		Rnd 2	6.60	6.60	6.50	6.50	6.50	0.80	20.40	
39	Lisa McBoyle(1981) Canada	Rnd 1	0.00	0.00	0.00	0.00	0.00	0.00	0.00	30.00
		Rnd 2	9.20	9.30	9.30	9.20	9.20	2.30	30.00	

Diana

WinTWK-V1 4 103 - 24.10.2003 14.50.20





Judges

16th World Age Group Games

Hannover - Germany

- 24.10.2003 -



Judges-Panel - 20 :

DMT - Boys - 11/12

Superior-Judge:	Patricia Henderson	FIG
SJudge-assistent:	Mirta Fente	Argentina
Execution-Judge 1:	Cathy Dillen	Belgium
Execution-Judge 2:	Wolfgang Fischer	Germany
Execution-Judge 3:	Bill Leach	Great Britain
Execution-Judge 4:	Masaharu Okajima	Japan
Execution-Judge 5:	Claudio Freitas	Brazil
Difficulty-Judge:	Irina Gutseva	Russia
Assistent-difficulty:	Johan Backlund	Sweden

Protokoll 1:

Protokoll 2:

Judging at the following competitions:

22 - DMT- Boys - 11/12

Qualification + Final

WinTWK-V1 4.103 - 24.10.2003 12:07:37





Results Final

16th World Age Group Games

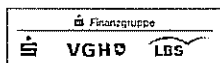
Hannover - Germany
- 24.10.2003 -



22 - DMT- Boys - 11/12		J1	J2	J3	J4	J5	Diff	Points	Total	
1	Maxim Ruban(1992) Russia	Rnd 3	9.60	9.50	9.60	9.60	9.60	1.80	30.60	60.50
		Rnd 4	9.40	9.50	9.50	9.50	9.70	1.40	29.90	
2	Valeri Anisimov(1992) Russia	Rnd 3	9.50	9.50	9.50	9.50	9.40	1.80	30.30	60.40
		Rnd 4	9.50	9.50	9.50	9.40	9.40	1.70	30.10	
3	Mikhail Zalomir(1992) Russia	Rnd 3	9.30	9.40	9.30	9.20	9.30	2.00	29.90	59.90
		Rnd 4	9.30	9.40	9.30	9.20	9.30	2.10	30.00	
4	Nicolau Marques(1991) Portugal	Rnd 3	9.30	9.30	9.20	9.30	9.30	1.60	29.50	59.70
		Rnd 4	9.70	9.60	9.60	9.60	9.60	1.40	30.20	
5	Jaime Ponce(1992) Spain	Rnd 3	9.60	9.40	9.30	9.50	9.40	1.40	29.70	59.60
		Rnd 4	9.60	9.50	9.50	9.50	9.60	1.30	29.90	
6	Mikhail Mel'nik(1991) Russia	Rnd 3	9.50	9.30	9.40	9.40	9.50	1.80	30.10	50.30
		Rnd 4	6.60	6.60	6.50	6.50	6.50	0.60	20.20	

Pat Henderson FIG

WinTWK-V1 4 103 - 24.10.2003 17:58:09





Results Qualification

16th World Age Group Games

Hannover - Germany

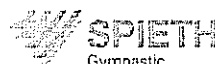
- 24.10.2003 -



22 - DMT- Boys - 11/12		J1	J2	J3	J4	J5	Diff	Points	Total
1	Mikhail Mel'nik(1991) Russia	Rnd 1 9 60 Rnd 2 9 70	9 60 9 40	9 60 9 50	9 40 9 50	9 70 9 60	1 80 2 10	30 60 30 70	61 30
2	Nicolau Marques(1991) Portugal	Rnd 1 9 70 Rnd 2 9 70	9 70 9 50	9 50 9 50	9 50 9 50	9 40 9 60	1 70 1 80	30 40 30 40	60 80
3	Valeri Anisimov(1992) Russia	Rnd 1 9 50 Rnd 2 9 70	9 60 9 50	9 50 9 50	9 50 9 50	9 50 9 60	1 60 1 80	30 10 30 40	60 50
4	Jaime Ponce(1992) Spain	Rnd 1 9 60 Rnd 2 9 60	9 60 9 60	9 60 9 50	9 50 9 40	9 40 9 50	1 50 1 60	30 20 30 20	60 40
5	Mikhail Zalomir(1992) Russia	Rnd 1 9 30 Rnd 2 9 60	9 40 9 50	9 50 9 40	9 30 9 50	9 30 9 60	1 90 1 80	29 90 30 40	60 30
6	Maxim Ruban(1992) Russia	Rnd 1 9 50 Rnd 2 9 50	9 60 9 60	9 60 9 50	9 50 9 70	9 60 9 70	1 60 1 20	30 30 30 00	60 30
7	Callum Schmid(1992) New Zealand	Rnd 1 9 50 Rnd 2 9 60	9 60 9 50	9 50 9 70	9 60 9 70	9 60 9 70	1 20 1 10	29 90 30 10	60 00
8	Hiroki Sakuramoto(1991) Japan	Rnd 1 9 30 Rnd 2 9 60	9 50 9 60	9 40 9 60	9 40 9 60	9 40 9 60	1 50 1 40	29 70 30 20	59 90
9	Arthur lotte(1991) Brazil	Rnd 1 9 40 Rnd 2 9 40	9 60 9 50	9 50 9 50	9 30 9 40	9 30 9 50	1 60 1 70	29 80 30 10	59 90
10	Antonio Yagüe(1992) Spain	Rnd 1 9 60 Rnd 2 9 50	9 40 9 30	9 50 9 40	9 50 9 40	9 50 9 40	1 60 1 60	30 10 29 80	59 90
11	Bernardo Jesus(1991) Brazil	Rnd 1 9 30 Rnd 2 9 60	9 40 9 70	9 40 9 60	9 20 9 60	9 20 9 60	1 60 1 50	29 50 30 30	59 80
12	Jenten Roels Belgium	Rnd 1 9 50 Rnd 2 9 70	9 60 9 50	9 60 9 50	9 60 9 50	9 70 9 50	1 20 1 30	30 00 29 80	59 80
13	Tim Coppietens Belgium	Rnd 1 9 60 Rnd 2 9 60	9 50 9 60	9 50 9 50	9 60 9 50	9 60 9 70	1 10 1 20	29 80 29 90	59 70
14	Reece Thomsor(1991) Australia	Rnd 1 9 10 Rnd 2 9 20	9 10 9 40	9 00 9 50	9 00 9 40	9 10 9 50	2 10 2 00	29 30 30 30	59 60
15	Alvaro Calero(1991) Spain	Rnd 1 9 40 Rnd 2 9 30	9 30 9 30	9 40 9 30	9 40 9 20	9 30 9 20	1 60 2 10	29 70 29 90	59 60
16	Paulo Rente(1992) Portugal	Rnd 1 9 60 Rnd 2 9 50	9 50 9 40	9 40 9 40	9 50 9 50	9 50 9 50	1 20 1 40	29 70 29 80	59 50
17	João Rosa(1991) Portugal	Rnd 1 9 30 Rnd 2 9 20	9 30 9 30	9 30 9 40	9 40 9 50	9 40 9 30	1 70 1 80	29 70 29 80	59 50
18	Ryan Samue(1991) New Zealand	Rnd 1 9 50 Rnd 2 9 50	9 60 9 60	9 40 9 50	9 50 9 40	9 50 9 40	1 40 1 20	29 90 29 60	59 50
19	Yutaro Nakahara(1991) Japan	Rnd 1 9 40 Rnd 2 9 50	9 50 9 50	9 40 9 50	9 40 9 50	9 50 9 40	1 30 1 30	29 60 29 80	59 40
20	Jean Jacques Vivier(1991) South Africa	Rnd 1 9 40 Rnd 2 9 30	9 30 9 20	9 30 9 50	9 30 9 30	9 30 9 50	1 80 1 60	29 70 29 70	59 40
21	Philip Spence(1991) Great Britain	Rnd 1 9 50 Rnd 2 9 50	9 40 9 50	9 50 9 40	9 50 9 40	9 60 9 40	1 30 1 30	29 80 29 60	59 40
22	Thomas Foremar(1991) Great Britain	Rnd 1 9 30 Rnd 2 9 20	9 20 9 30	9 30 9 30	9 20 9 30	9 20 9 30	1 70 1 90	29 40 29 80	59 20

Pat Henderson FIG

WinTWK-V1.4 103 - 24 10 2003 12:55:37





Results Qualification

16th World Age Group Games

Hannover - Germany

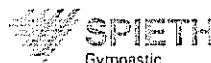
- 24 10 2003 -



22 - DMT- Boys - 11/12		J1	J2	J3	J4	J5	Diff	Points	Total
23	Blake Newton(1992) USA	Rnd 1 9.50 Rnd 2 9.30	9.60 9.20	9.50 9.20	9.40 9.20	9.50 9.20	1.60 1.50	30.10 29.10	59.20
24	Jacob Christophe(1992) Canada	Rnd 1 9.40 Rnd 2 9.50	9.30 9.70	9.40 9.60	9.20 9.70	9.20 9.60	1.10 1.20	29.00 30.10	59.10
25	Nathan Benham(1992) Great Britain	Rnd 1 9.40 Rnd 2 9.40	9.30 9.50	9.50 9.40	9.40 9.40	9.30 9.50	1.30 1.40	29.40 29.70	59.10
26	Aiden Thomas(1992) Australia	Rnd 1 9.20 Rnd 2 9.50	9.20 9.40	9.10 9.40	9.20 9.50	9.20 9.50	1.50 1.50	29.10 29.90	59.00
27	Joshua Battagliola(1992) Australia	Rnd 1 9.40 Rnd 2 9.10	9.30 9.10	9.50 9.30	9.30 9.30	9.40 9.20	1.60 1.60	29.70 29.20	58.90
28	Malcolm Terblanch(1992) South Africa	Rnd 1 9.30 Rnd 2 9.40	9.20 9.40	9.40 9.30	9.20 9.40	9.20 9.30	1.30 1.50	29.00 29.60	58.60
29	Matthew Delforce(1991) Australia	Rnd 1 9.30 Rnd 2 9.30	9.20 9.40	9.30 9.30	9.30 9.30	9.40 9.40	1.40 1.30	29.30 29.30	58.60
30	Mauritz Scheepers(1991) South Africa	Rnd 1 9.20 Rnd 2 9.20	9.20 9.20	9.30 9.30	9.20 9.20	9.30 9.20	1.60 1.60	29.30 29.20	58.50
31	Te Au Jones(1991) New Zealand	Rnd 1 9.40 Rnd 2 9.30	9.50 9.40	9.40 9.30	9.30 9.30	9.30 9.30	1.30 1.20	29.40 29.10	58.50
32	Rafael Gonçalves(1991) Brazil	Rnd 1 9.50 Rnd 2 9.00	9.50 9.10	9.50 9.00	9.50 9.10	9.50 9.00	1.30 1.60	29.80 28.70	58.50
33	Jonas Nordfors(1992) Sweden	Rnd 1 9.00 Rnd 2 9.10	9.30 9.00	9.20 9.00	9.00 9.00	9.20 9.20	1.80 1.80	29.20 28.90	58.10
34	Michael Dodsor(1991) Great Britain	Rnd 1 9.30 Rnd 2 9.30	9.40 9.30	9.40 9.20	9.30 9.20	9.30 9.10	1.10 1.20	29.10 28.90	58.00
35	Fábio Mendes(1992) Brazil	Rnd 1 9.10 Rnd 2 9.20	9.20 9.20	9.20 9.40	9.00 9.20	9.20 9.30	1.10 1.60	28.60 29.30	57.90
36	Antonio Vieira(1991) Portugal	Rnd 1 6.60 Rnd 2 9.50	6.60 9.60	6.60 9.60	6.60 9.40	6.60 9.60	0.60 1.30	20.40 30.00	50.40
37	Luis Tain(1991) Spain	Rnd 1 6.70 Rnd 2 9.20	6.70 9.30	6.60 9.30	6.60 9.20	6.70 9.20	0.50 1.10	20.50 28.80	49.30
38	Ryan Besseling(1991) New Zealand	Rnd 1 0.00 Rnd 2 9.60	0.00 9.60	0.00 9.60	0.00 9.60	0.00 9.50	0.00 1.70	0.00 30.50	30.50
39	Zachary Griffin(1991) USA	Rnd 1 0.00 Rnd 2 9.50	0.00 9.50	0.00 9.40	0.00 9.40	0.00 9.50	0.00 1.60	0.00 30.00	30.00
40	Daniel Schmidt(1991) Germany								
40	Ion Bobu(1991) Moldova								

Pat Henderson FIG

WinTWK-V1.4.103 - 24 10 2003 12:55:37





Judges

16th World Age Group Games

Hannover - Germany
- 22.10.2003 -



Judges-Panel - 7 : DMT - Boys - 13/14

Superior-Judge:	Sara Piscarreta	Portugal
Judge-assistent:	Aquilino Martina	Portugal
Execution-Judge 1:	Pedro Paiva	Brazil
Execution-Judge 2:	Mirta Fente	Argentina
Execution-Judge 3:	Bill Leech	Great Britain
Execution-Judge 4:	Masaharu Okajima	Japan
Execution-Judge 5:	Krasimir Ivanov	Bulgaria
Difficulty-Judge:	Wayne Marsh	New Zealand
Assistent-difficulty:	Jan Beckers	Belgium

Protokoll 1:

Protokoll 2:


Judging at the following competitions:

23 - DMT- Girls - 13/14
24 - DMT- Boys - 13/14

Preliminary + Final
Preliminary + Final

Sara Piscarreta

WinTWK-V1.4.103 - 22.10.2003 17:09:25





Results-Final

16th World Age Group Games

Hannover - Germany

- 22.10.2003 -



FONDÉE EN 1881

24 - DMT- Boys - 13/14		J1	J2	J3	J4	J5	Diff	Points	Total	
1	Kyhle Soehn (1989) Canada	Rnd 3	9.60	9.50	9.50	9.60	9.60	1.90	30.60	61.10
		Rnd 4	9.60	9.50	9.50	9.50	9.50	2.00	30.50	
2	Jarrod Spear (1989) Australia	Rnd 3	9.60	9.60	9.60	9.60	9.50	1.70	30.50	60.70
		Rnd 4	9.30	9.40	9.50	9.50	9.50	1.80	30.20	
3	Andrew Freemar (1989) Great Britain	Rnd 3	9.60	9.60	9.50	9.70	9.70	1.60	30.50	60.30
		Rnd 4	9.40	9.30	9.50	9.20	9.40	1.70	29.80	
4	Ruben Casad (1989) Spain	Rnd 3	9.30	9.20	9.10	9.30	9.30	1.80	29.60	60.20
		Rnd 4	9.50	9.60	9.70	9.60	9.60	1.80	30.60	
5	Alexander Seifer (1990) Canada	Rnd 3	0.00	0.00	0.00	0.00	0.00	0.00	0.00	30.80
		Rnd 4	9.60	9.60	9.50	9.50	9.60	2.10	30.80	
6	Colton Kent (1989) Canada	Rnd 3	9.30	9.30	9.20	9.20	9.40	2.50	30.30	30.30
		Rnd 4	0.00	0.00	0.00	0.00	0.00	0.00	0.00	

Sau Francis

WinTWK-V1.4.103 - 22.10.2003 18:30:10





Results

16th World Age Group Games

Hannover - Germany

- 22.10.2003 -

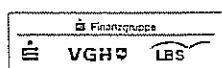


FONDÉE EN 1881

24 - DMT- Boys - 13/14		J1	J2	J3	J4	J5	Diff	Points	Total
1	Alexander Seifer(1990) Canada	Rnd 1 9.60 Rnd 2 9.60	9.60 9.60	9.60 9.70	9.60 9.60	9.60 9.60	1.80 2.00	30.60 30.80	61.40
2	Andrew Freemar(1989) Great Britain	Rnd 1 9.60 Rnd 2 9.50	9.60 9.60	9.60 9.50	9.70 9.60	9.70 9.60	1.70 1.80	30.60 30.50	61.10
3	Kyhle Soehn(1989) Canada	Rnd 1 9.60 Rnd 2 9.40	9.60 9.60	9.60 9.50	9.60 9.50	9.60 9.60	1.80 1.70	30.60 30.30	60.90
4	Ruben Casadc(1989) Spain	Rnd 1 9.40 Rnd 2 9.50	9.30 9.40	9.40 9.40	9.30 9.40	9.40 9.50	2.10 2.30	30.20 30.60	60.80
5	Colton Kent(1989) Canada	Rnd 1 9.40 Rnd 2 9.40	9.40 9.40	9.50 9.30	9.30 9.40	9.50 9.40	2.00 2.30	30.30 30.50	60.80
6	Jarrod Spear(1989) Australia	Rnd 1 9.40 Rnd 2 9.30	9.40 9.30	9.50 9.50	9.60 9.50	9.50 9.50	2.00 2.00	30.40 30.30	60.70
7	Tatti Albano(1989) USA	Rnd 1 9.40 Rnd 2 9.50	9.60 9.40	9.50 9.40	9.40 9.30	9.50 9.40	2.00 2.10	30.40 30.30	60.70
8	Strike Nkuna(1990) South Africa	Rnd 1 9.40 Rnd 2 9.40	9.50 9.40	9.40 9.50	9.40 9.40	9.30 9.40	2.10 2.10	30.30 30.30	60.60
9	James Stuar(1989) Canada	Rnd 1 9.40 Rnd 2 9.40	9.40 9.40	9.50 9.30	9.50 9.20	9.40 9.30	2.00 2.20	30.30 30.20	60.50
10	Michael Freemar(1989) Great Britain	Rnd 1 9.50 Rnd 2 9.40	9.40 9.40	9.60 9.50	9.50 9.40	9.60 9.50	1.70 1.80	30.30 30.10	60.40
11	Matthew Wood(1990) South Africa	Rnd 1 9.40 Rnd 2 9.20	9.40 9.20	9.40 9.30	9.30 9.20	9.50 9.20	2.30 2.30	30.50 29.90	60.40
12	Kieran Tuhi(1990) New Zealand	Rnd 1 9.60 Rnd 2 9.50	9.50 9.40	9.60 9.40	9.60 9.50	9.50 9.50	1.50 1.70	30.20 30.10	60.30
13	Chris Wheeler(1990) USA	Rnd 1 9.50 Rnd 2 9.40	9.40 9.30	9.20 9.60	9.20 9.40	9.20 9.50	2.30 1.80	30.10 30.10	60.20
14	Offering Tlaka(1989) South Africa	Rnd 1 9.60 Rnd 2 9.20	9.60 9.30	9.50 9.20	9.50 9.20	9.60 9.20	1.80 2.10	30.50 29.70	60.20
15	Jason Johnson(1990) Australia	Rnd 1 9.50 Rnd 2 9.40	9.20 9.60	9.40 9.60	9.40 9.50	9.40 9.50	1.60 1.70	29.80 30.30	60.10
16	David Jimenez(1990) Spain	Rnd 1 9.40 Rnd 2 9.40	9.50 9.40	9.40 9.40	9.30 9.50	9.40 9.50	1.90 1.60	30.10 29.90	60.00
17	Wesley Barreto(1989) Brazil	Rnd 1 9.40 Rnd 2 9.40	9.40 9.50	9.40 9.50	9.30 9.60	9.30 9.50	1.70 1.60	29.80 30.10	59.90
18	Mario Pereira(1990) Portugal	Rnd 1 9.20 Rnd 2 9.40	9.20 9.30	9.20 9.40	8.90 9.20	9.30 9.40	1.90 2.10	29.50 30.20	59.70
19	Tom Jones(1990) Great Britain	Rnd 1 9.50 Rnd 2 9.40	9.40 9.40	9.40 9.60	9.30 9.50	9.50 9.40	1.60 1.40	29.90 29.70	59.60
20	Julian Napier(1990) Australia	Rnd 1 9.50 Rnd 2 9.30	9.40 9.30	9.40 9.30	9.30 9.20	9.40 9.20	1.50 1.70	29.70 29.50	59.20
21	Christopher Daltor(1990) USA	Rnd 1 9.40 Rnd 2 9.10	9.40 9.10	9.50 9.00	9.40 9.00	9.40 9.00	1.80 2.00	30.00 29.10	59.10
22	Alvaro Rodriguez(1989) Spain	Rnd 1 9.20 Rnd 2 9.50	9.10 9.30	9.00 9.30	9.10 9.20	9.20 9.40	1.80 1.80	29.20 29.80	59.00

Sau Freemar

WinTWK-V1.4.103 - 22.10.2003 14:19:07





Results

16th World Age Group Games


Hannover - Germany
- 22.10.2003 -



24 - DMT- Boys - 13/14		J1	J2	J3	J4	J5	Diff	Points	Total
23 Phillip Henry(1989) New Zealand	Rnd 1	9.40	9.30	9.40	9.30	9.30	1.50	29.50	59.00
	Rnd 2	9.40	9.40	9.30	9.40	9.50	1.30	29.50	
24 Sean Besseling(1989) New Zealand	Rnd 1	9.40	9.40	9.50	9.40	9.50	1.70	30.00	58.90
	Rnd 2	9.10	9.20	9.10	9.00	9.00	1.70	28.90	
25 Daryl Brammelc(1990) Ireland	Rnd 1	9.30	9.50	9.30	9.40	9.30	1.40	29.40	58.80
	Rnd 2	9.50	9.40	9.50	9.40	9.40	1.10	29.40	
26 Allers Souza e Silva(1989) Brazil	Rnd 1	9.00	9.10	8.70	8.80	8.90	1.80	28.50	58.70
	Rnd 2	9.50	9.40	9.50	9.40	9.60	1.80	30.20	
27 Vinicius Oliveira(1990) Brazil	Rnd 1	9.50	9.40	9.30	9.40	9.40	1.30	29.50	58.70
	Rnd 2	9.20	9.10	9.20	9.20	9.30	1.60	29.20	
28 James Barr(1989) Ireland	Rnd 1	9.30	9.20	9.30	9.30	9.20	1.30	29.10	58.10
	Rnd 2	9.30	9.30	9.40	9.30	9.30	1.10	29.00	
29 Jamie Crawford(1989) New Zealand	Rnd 1	9.40	9.40	9.40	9.40	9.40	1.30	29.50	49.70
	Rnd 2	6.50	6.60	6.50	6.60	6.60	0.50	20.20	
30 Dmitry Fiediev(1989) Russia	Rnd 1	9.40	9.50	9.50	9.40	9.50	2.50	30.90	30.90
	Rnd 2	0.00	0.00	0.00	0.00	0.00	0.00	0.00	
31 Christopher Hall(1989) Great Britain	Rnd 1	9.50	9.70	9.50	9.60	9.50	1.90	30.50	30.50
	Rnd 2	0.00	0.00	0.00	0.00	0.00	0.00	0.00	
32 Daniel Vinhas(1989) Portugal	Rnd 1	0.00	0.00	0.00	0.00	0.00	0.00	0.00	30.20
	Rnd 2	9.40	9.40	9.50	9.30	9.40	2.00	30.20	
33 Dmitry Rozhkov(1989) Russia	Rnd 1	0.00	0.00	0.00	0.00	0.00	0.00	0.00	30.10
	Rnd 2	9.40	9.40	9.50	9.40	9.50	1.80	30.10	
34 Ryan Walsh(1990) USA	Rnd 1	0.00	0.00	0.00	0.00	0.00	0.00	0.00	30.10
	Rnd 2	9.40	9.40	9.30	9.30	9.40	2.00	30.10	
35 José Bentes(1989) Portugal	Rnd 1	9.40	9.50	9.30	9.40	9.40	1.80	30.00	30.00
	Rnd 2	0.00	0.00	0.00	0.00	0.00	0.00	0.00	
36 Matthew Butl(1989) Australia	Rnd 1	0.00	0.00	0.00	0.00	0.00	0.00	0.00	29.50
	Rnd 2	9.30	9.30	9.20	9.20	9.20	1.80	29.50	
37 Manuel Vieira(1989) Portugal	Rnd 1	9.20	9.00	8.90	8.80	9.00	1.80	28.70	28.70
	Rnd 2	0.00	0.00	0.00	0.00	0.00	0.00	0.00	
38 Lucky Radebe(1990) South Africa	Rnd 1	6.70	6.60	6.70	6.60	6.70	0.50	20.50	20.50
	Rnd 2	0.00	0.00	0.00	0.00	0.00	0.00	0.00	

Sara Freund

WinTWK-V1.4.103 - 22.10.2003 14:19:07





Judges
16th World Age Group Games
Hannover - Germany
- 23.10.2003 -



Judges-Panel - 14 : **DMT - Boys - 15/16**

Superior-Judge:	Patricia Henderson	
SJudge-assistent:	Wolfgang Fischer	Germany
Execution-Judge 1:	Alexander Shevchenko	Russia
Execution-Judge 2:	Birgit Jentzsch	Germany
Execution-Judge 3:	Peter Heams	Great Britain
Execution-Judge 4:	Pernilla Santesson	Sweden
Execution-Judge 5:	Jordi Vallcanera	Spain
Difficulty-Judge:	Irina Gutseva	Russia
Assistent-difficulty:	Johan Backlund	Sweden
Protokoll 1:		
Protokoll 2:		

Judging at the following competitions:

26 - DMT- Boys - 15/16

Preliminary + Final

Pat Henderson
FIG

WinTWK-V1.4.103 - 23.10.2003 09:54:55





Results Final


16th World Age Group Games

Hannover - Germany
- 23.10.2003 -



26 - DMT- Boys - 15/16		J1	J2	J3	J4	J5	Diff	Points	Total	
1	Diogo Ganchinhc(1987) Portugal	Rnd 3	9.60	9.60	9.60	9.50	9.50	3.10	31.80	63.50
		Rnd 4	9.60	9.60	9.50	9.50	9.50	3.10	31.70	
2	Bruno Martini(1987) Brazil	Rnd 3	9.50	9.70	9.60	9.60	9.50	2.90	31.60	63.40
		Rnd 4	9.60	9.50	9.50	9.50	9.50	3.30	31.80	
3	Dominic Swaffer(1987) Great Britain	Rnd 3	9.60	9.70	9.70	9.50	9.70	2.70	31.70	63.30
		Rnd 4	9.70	9.70	9.60	9.60	9.60	2.70	31.60	
4	Pavel Zavyalov Russia	Rnd 3	9.60	9.60	9.60	9.60	9.60	2.30	31.10	61.30
		Rnd 4	9.40	9.30	9.30	9.30	9.30	2.30	30.20	
5	Peter Drozdik(1988) Germany	Rnd 3	9.50	9.60	9.40	9.60	9.60	2.10	30.80	61.10
		Rnd 4	9.50	9.50	9.50	9.60	9.50	1.80	30.30	
6	Claudio Silva(1988) Brazil	Rnd 3	9.50	9.60	9.50	9.60	9.50	1.80	30.40	60.50
		Rnd 4	9.40	9.40	9.50	9.50	9.50	1.70	30.10	

Pat Henderson FIG



Results Qualification

16th World Age Group Games

Hannover - Germany

- 23.10.2003 -



26 - DMT- Boys - 15/16		J1	J2	J3	J4	J5	Diff	Points	Total
1	Diogo Ganchinhc (1987) Portugal	Rnd 1 9.60 Rnd 2 9.60	9.60 9.70	9.50 9.60	9.60 9.60	9.60 9.60	2.70 2.90	31.50 31.70	63.20
2	Dominic Swaffe (1987) Great Britain	Rnd 1 9.70 Rnd 2 9.60	9.70 9.70	9.70 9.70	9.60 9.70	9.60 9.60	2.50 2.50	31.50 31.50	63.00
3	Bruno Martin (1987) Brazil	Rnd 1 9.60 Rnd 2 9.60	9.60 9.50	9.60 9.60	9.60 9.60	9.60 9.50	2.50 2.70	31.30 31.40	62.70
4	Pavel Zavyalov Russia	Rnd 1 9.50 Rnd 2 9.60	9.70 9.60	9.60 9.70	9.60 9.60	9.50 9.50	2.50 2.50	31.20 31.30	62.50
5	Peter Drozdik (1988) Germany	Rnd 1 9.40 Rnd 2 9.50	9.60 9.60	9.60 9.60	9.50 9.50	9.50 9.50	2.50 2.50	31.10 31.10	62.20
6	Claudio Silva (1988) Brazil	Rnd 1 9.60 Rnd 2 9.50	9.50 9.60	9.60 9.40	9.50 9.50	9.60 9.30	2.30 2.50	31.00 30.90	61.90
7	Kalon Ludvigson (1988) USA	Rnd 1 9.20 Rnd 2 9.50	9.20 9.50	9.40 9.50	9.30 9.40	9.40 9.50	2.70 2.70	30.60 31.20	61.80
8	Sergey Kovalev (1988) Russia	Rnd 1 9.40 Rnd 2 9.50	9.40 9.50	9.40 9.60	9.30 9.50	9.40 9.60	2.50 2.50	30.70 31.10	61.80
9	Lance Henry (1987) New Zealand	Rnd 1 9.60 Rnd 2 9.50	9.70 9.60	9.70 9.60	9.60 9.50	9.60 9.40	2.00 2.30	30.90 30.90	61.80
10	Anton Gonakov (1988) Russia	Rnd 1 9.50 Rnd 2 9.40	9.60 9.40	9.60 9.40	9.60 9.40	9.60 9.40	2.50 2.30	31.30 30.50	61.80
11	Nicholaas Coetzer (1988) South Africa	Rnd 1 9.40 Rnd 2 9.30	9.40 9.40	9.60 9.40	9.50 9.50	9.40 9.40	2.50 2.50	30.80 30.70	61.50
12	Todor Banov (1987) Bulgaria	Rnd 1 9.40 Rnd 2 9.30	9.60 9.30	9.50 9.50	9.40 9.40	9.50 9.40	2.50 2.50	30.90 30.60	61.50
13	Jon Vellner (1987) Canada	Rnd 1 9.50 Rnd 2 9.10	9.60 9.20	9.50 9.20	9.40 9.10	9.60 9.20	2.70 2.70	31.30 30.20	61.50
14	Remi Belange (1987) Canada	Rnd 1 9.30 Rnd 2 9.40	9.50 9.50	9.50 9.40	9.50 9.50	9.40 9.50	2.30 2.30	30.70 30.70	61.40
15	Cobus Smit (1987) South Africa	Rnd 1 9.30 Rnd 2 9.50	9.30 9.40	9.40 9.50	9.30 9.50	9.30 9.50	2.30 2.50	30.20 31.00	61.20
16	Jem Camble (1987) Great Britain	Rnd 1 9.50 Rnd 2 9.40	9.60 9.50	9.50 9.50	9.50 9.50	9.40 9.40	2.00 2.30	30.50 30.70	61.20
17	Stephen Kydd-Hindelan (1988) USA	Rnd 1 9.30 Rnd 2 9.40	9.30 9.50	9.40 9.40	9.30 9.40	9.40 9.30	2.50 2.50	30.50 30.70	61.20
18	Zac Mc Guire (1988) New Zealand	Rnd 1 9.40 Rnd 2 9.40	9.40 9.40	9.50 9.40	9.40 9.50	9.30 9.30	2.50 2.30	30.70 30.50	61.20
19	Josu Sanchez (1988) Spain	Rnd 1 9.40 Rnd 2 9.50	9.60 9.60	9.50 9.60	9.50 9.50	9.50 9.60	1.90 1.90	30.40 30.60	61.00
20	Masaki Ito (1988) Japan	Rnd 1 9.50 Rnd 2 9.30	9.60 9.50	9.50 9.50	9.50 9.60	9.50 9.50	2.00 2.00	30.50 30.50	61.00
21	Dan Gullekson (1988) Canada	Rnd 1 9.50 Rnd 2 9.30	9.50 9.40	9.60 9.40	9.60 9.40	9.50 9.30	2.00 2.30	30.60 30.40	61.00
22	Henry Stock (1987) South Africa	Rnd 1 9.10 Rnd 2 9.30	9.20 9.50	9.40 9.60	9.20 9.40	9.50 9.40	2.30 2.50	30.10 30.80	60.90

Pat Henderson FIG

WinTWK-V1.4.103 - 23.10.2003 14:26:54





Results Qualification

16th World Age Group Games

Hannover - Germany

- 23.10.2003 -

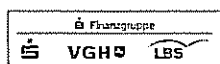


FONDÉE EN 1881

26 - DMT- Boys - 15/16		J1	J2	J3	J4	J5	Diff	Points	Total
23 Ben Harris(1987) Australia	Rnd 1	9.20	9.30	9.50	9.30	9.50	2.30	30.40	60.90
	Rnd 2	9.30	9.40	9.50	9.40	9.40	2.30	30.50	
24 Leigh Howlett(1987) Australia	Rnd 1	9.40	9.30	9.40	9.40	9.40	2.30	30.50	60.90
	Rnd 2	9.30	9.30	9.40	9.40	9.40	2.30	30.40	
25 Peter Snowden(1988) New Zealand	Rnd 1	9.50	9.70	9.60	9.60	9.50	2.00	30.70	60.90
	Rnd 2	9.30	9.40	9.40	9.40	9.50	2.00	30.20	
26 Gregory Clune(1988) Australia	Rnd 1	9.30	9.40	9.50	9.40	9.50	2.00	30.30	60.70
	Rnd 2	9.40	9.50	9.40	9.40	9.50	2.10	30.40	
27 Sam Bascombe(1987) Great Britain	Rnd 1	9.30	9.40	9.50	9.50	9.50	1.80	30.20	60.20
	Rnd 2	9.40	9.40	9.40	9.40	9.40	1.80	30.00	
28 Atsushi Osawa(1988) Japan	Rnd 1	9.20	9.40	9.30	9.30	9.30	2.10	30.00	59.90
	Rnd 2	9.20	9.40	9.40	9.30	9.40	1.80	29.90	
29 Thiago Cardoso Pint(1988) Brazil	Rnd 1	9.10	9.30	9.30	9.40	9.40	1.80	29.80	59.60
	Rnd 2	9.10	9.30	9.30	9.20	9.20	2.10	29.80	
30 Jeff Watterworth(1988) USA	Rnd 1	9.20	9.30	9.40	9.30	9.30	2.10	30.00	59.50
	Rnd 2	9.00	9.10	9.20	9.20	9.10	2.10	29.50	
31 Breno Carvalhd(1988) Brazil	Rnd 1	9.20	9.30	9.40	9.30	9.40	1.70	29.70	59.30
	Rnd 2	9.00	9.20	9.30	9.10	9.30	2.00	29.60	
32 Jaime Dias(1987) Portugal	Rnd 1	9.20	9.00	9.10	9.10	9.10	2.10	29.40	59.20
	Rnd 2	9.40	9.50	9.50	9.50	9.50	1.30	29.80	
33 Simon Black(1988) Ireland	Rnd 1	9.00	9.20	9.10	9.00	9.10	1.70	28.90	58.30
	Rnd 2	9.20	9.30	9.20	9.20	9.20	1.80	29.40	
34 Angel Alonsc(1987) Spain	Rnd 1	9.50	9.40	9.40	9.40	9.50	2.30	30.60	52.10
	Rnd 2	6.80	6.70	6.70	6.70	6.80	1.30	21.50	
35 David Tain(1987) Spain	Rnd 1	9.30	9.40	9.50	9.40	9.50	2.30	30.60	52.00
	Rnd 2	6.60	6.70	6.70	6.70	6.70	1.30	21.40	
36 Jamie Lange(1987) Canada	Rnd 1	6.60	6.70	6.70	6.70	6.70	0.60	20.70	51.20
	Rnd 2	9.30	9.40	9.50	9.30	9.50	2.30	30.50	
37 Siphwe Mosoung(1987) South Africa	Rnd 1	9.30	9.30	9.40	9.30	9.30	2.10	30.00	51.10
	Rnd 2	6.70	6.70	6.70	6.70	6.70	1.00	21.10	
38 Kirill Ivanov(1988) Russia	Rnd 1	9.70	9.70	9.70	9.60	9.60	2.50	31.50	31.50
	Rnd 2	0.00	0.00	0.00	0.00	0.00	0.00	0.00	
39 José Nogueira(1987) Portugal	Rnd 1	0.00	0.00	0.00	0.00	0.00	0.00	0.00	31.10
	Rnd 2	9.60	9.60	9.60	9.60	9.50	2.30	31.10	
40 Bruno Encarnaça(1987) Portugal	Rnd 1	9.40	9.50	9.70	9.50	9.60	2.30	30.90	30.90
	Rnd 2	0.00	0.00	0.00	0.00	0.00	0.00	0.00	
41 Kyle Dicks(1987) New Zealand	Rnd 1	0.00	0.00	0.00	0.00	0.00	0.00	0.00	30.40
	Rnd 2	9.50	9.60	9.50	9.60	9.50	1.80	30.40	
42 Jan Rademache(1988) Germany	Rnd 1	9.40	9.50	9.50	9.50	9.50	1.90	30.40	30.40
	Rnd 2	0.00	0.00	0.00	0.00	0.00	0.00	0.00	
43 Masayuki Ishi(1988) Japan	Rnd 1	0.00	0.00	0.00	0.00	0.00	0.00	0.00	30.10
	Rnd 2	9.40	9.40	9.50	9.50	9.40	1.80	30.10	
44 Shun Orii(1988) Japan	Rnd 1	9.30	9.30	9.30	9.40	9.30	1.80	29.70	29.70
	Rnd 2	0.00	0.00	0.00	0.00	0.00	0.00	0.00	

Pat Henderson FIG

WinTWK-V1 4.103 - 23.10.2003 14.26.55





Results Qualification

16th World Age Group Games

Hannover - Germany

- 23 10 2003 -




FONDÉE EN 1881

26 - DMT- Boys - 15/16		J1	J2	J3	J4	J5	Diff	Points	Total
45 Adam Cox(1987) Ireland	Rnd 1	9.20	9.30	9.30	9.30	9.20	1.50	29.30	29.30
	Rnd 2	0.00	0.00	0.00	0.00	0.00	0.00	0.00	
46 Joachim Truyers Belgium	Rnd 1	0.00	0.00	0.00	0.00	0.00	0.00	0.00	29.20
	Rnd 2	9.00	9.10	9.30	9.00	9.00	2.10	29.20	
47 Marc Pinol(1988) Spain	Rnd 1	6.70	6.70	6.70	6.80	6.80	0.60	20.80	20.80
	Rnd 2	0.00	0.00	0.00	0.00	0.00	0.00	0.00	
48 Ty Swadling(1988) Australia	Rnd 1	0.00	0.00	0.00	0.00	0.00	0.00	0.00	0.00
	Rnd 2	0.00	0.00	0.00	0.00	0.00	0.00	0.00	

Pat Henderson FIG

WinTWK-V1.4.103 - 23 10 2003 14:26:59





Judges
16th World Age Group Games
Hannover - Germany
- 24.10.2003 -



Judges-Panel - 21 :

DMT - Boys - 17+

Superior-Judge:	Traci House	Canada
SJudge-assistent:	Claudio Freitas	Brazil
Execution-Judge 1:	Jordi Vallcanera	Spain
Execution-Judge 2:	Ana Varajao	Portugal
Execution-Judge 3:	Peter Heames	Great Britain
Execution-Judge 4:	Wolfgang Fischer	Germany
Execution-Judge 5:	Mirta Fente	Argentina
Difficulty-Judge:	Wayne Marsh	New Zealand
Assistent-difficulty:	Jan Beckers	Belgium
Protokoll 1:		
Protokoll 2:		

Judging at the following competitions:

28 - DMT- Boys - 17+

Qualification + Final



J. House

WinTWK-V1.4.103 - 24.10.2003 15:34:20





Results Final

16th World Age Group Games

Hannover - Germany


- 24.10.2003 -



28 - DMT- Boys - 17+		J1	J2	J3	J4	J5	Diff	Points	Total	
1	Bob Watson (1985) Canada	Rnd 3	9.60	9.70	9.60	9.70	9.50	2.90	31.80	63.10
		Rnd 4	9.40	9.60	9.50	9.60	9.50	2.70	31.30	
2	Matthew Eldrige (1985) Canada	Rnd 3	9.50	9.50	9.40	9.60	9.40	2.50	30.90	62.00
		Rnd 4	9.50	9.50	9.50	9.60	9.70	2.50	31.10	
3	Rafael Andrade (1986) Brazil	Rnd 3	9.50	9.50	9.70	9.50	9.50	2.30	30.80	61.90
		Rnd 4	9.40	9.60	9.70	9.60	9.60	2.30	31.10	
4	Daniel Gonzales (1985) Spain	Rnd 3	9.70	9.70	9.60	9.70	9.60	2.00	31.00	61.90
		Rnd 4	9.60	9.70	9.60	9.60	9.60	2.10	30.90	
5	Derek Stangle (1985) USA	Rnd 3	9.50	9.60	9.50	9.50	9.60	2.30	30.90	61.60
		Rnd 4	9.50	9.60	9.40	9.60	9.60	2.00	30.70	
6	Hoi Pui Chau Tsang (1983) Spain	Rnd 3	6.70	6.70	6.70	6.70	6.70	1.30	21.40	52.60
		Rnd 4	9.50	9.50	9.50	9.50	9.50	2.70	31.20	

Handwritten signature or mark.

WinTWK-V1.4 103 - 24.10.2003 18:41:37





Results Qualification

16th World Age Group Games

Hannover - Germany

- 24 10 2003 -



FONDÉE EN 1881

28 - DMT- Boys - 17+		J1	J2	J3	J4	J5	Diff	Points	Total	
1	Matthew Eldrige(1985) Canada	Rnd 1	9.60	9.50	9.60	9.60	9.60	2.70	31.50	63.20
		Rnd 2	9.60	9.70	9.70	9.70	9.60	2.70	31.70	
2	Hoi Pui Chau Tsang(1983) Spain	Rnd 1	9.60	9.60	9.50	9.50	9.50	2.70	31.30	63.00
		Rnd 2	9.70	9.70	9.70	9.60	9.60	2.70	31.70	
3	Daniel Gonzales(1985) Spain	Rnd 1	9.60	9.60	9.60	9.60	9.50	2.50	31.30	62.90
		Rnd 2	9.70	9.70	9.70	9.70	9.60	2.50	31.60	
4	Bob Watson(1985) Canada	Rnd 1	9.50	9.50	9.60	9.60	9.40	2.90	31.50	62.80
		Rnd 2	9.40	9.60	9.40	9.50	9.50	2.90	31.30	
5	Rafael Andrade(1986) Brazil	Rnd 1	9.50	9.60	9.60	9.70	9.70	2.50	31.40	62.70
		Rnd 2	9.50	9.60	9.60	9.60	9.60	2.50	31.30	
6	Derek Stangle(1985) USA	Rnd 1	9.50	9.60	9.30	9.50	9.50	2.70	31.20	62.50
		Rnd 2	9.60	9.70	9.50	9.60	9.60	2.50	31.30	
7	Silton Santos(1983) Brazil	Rnd 1	9.40	9.40	9.50	9.50	9.60	2.30	30.70	62.40
		Rnd 2	9.60	9.70	9.70	9.60	9.70	2.70	31.70	
8	Javier Rodriguez Argentina	Rnd 1	9.60	9.50	9.60	9.60	9.70	2.30	31.10	62.20
		Rnd 2	9.50	9.60	9.50	9.50	9.60	2.50	31.10	
9	Samuel Castela(1986) Portugal	Rnd 1	9.50	9.60	9.60	9.50	9.60	2.70	31.40	62.20
		Rnd 2	9.40	9.40	9.30	9.50	9.30	2.70	30.80	
10	Sidney Gordor(1986) USA	Rnd 1	9.30	9.30	9.60	9.40	9.50	2.60	30.80	62.10
		Rnd 2	9.60	9.50	9.50	9.50	9.60	2.70	31.30	
11	Fabio Castanhc(1981) Portugal	Rnd 1	9.60	9.80	9.60	9.60	9.70	2.70	31.60	62.10
		Rnd 2	9.20	9.30	9.50	9.20	9.30	2.70	30.50	
12	Sérgio Henriques(1986) Portugal	Rnd 1	9.40	9.40	9.50	9.40	9.40	2.50	30.70	61.90
		Rnd 2	9.50	9.50	9.50	9.50	9.60	2.70	31.20	
13	Micheal Jennings(1978) Australia	Rnd 1	9.30	9.30	9.40	9.40	9.40	2.50	30.60	61.60
		Rnd 2	9.40	9.50	9.50	9.50	9.50	2.50	31.00	
14	Pedro Alonso(1983) Spain	Rnd 1	9.50	9.40	9.40	9.50	9.50	2.30	30.70	61.60
		Rnd 2	9.60	9.60	9.50	9.50	9.50	2.30	30.90	
15	Kory Konsoer(1982) USA	Rnd 1	9.60	9.50	9.50	9.60	9.60	2.90	31.60	61.60
		Rnd 2	9.10	9.00	9.20	9.10	9.10	2.70	30.00	
16	Lee Budler(1985) South Africa	Rnd 1	9.40	9.30	9.40	9.50	9.40	2.70	30.90	61.30
		Rnd 2	9.30	9.20	9.40	9.50	9.20	2.50	30.40	
17	J. Manuel Muñoz(1983) Spain	Rnd 1	9.60	9.50	9.50	9.40	9.50	2.70	31.20	61.30
		Rnd 2	9.30	9.10	9.10	9.20	9.10	2.70	30.10	
18	David Girard(1982) Canada	Rnd 1	9.30	9.10	9.20	9.30	9.10	2.30	29.90	61.20
		Rnd 2	9.60	9.60	9.50	9.60	9.60	2.50	31.30	
19	John Beavan(1986) Australia	Rnd 1	9.30	9.30	9.30	9.40	9.20	2.50	30.40	61.10
		Rnd 2	9.30	9.20	9.50	9.50	9.40	2.50	30.70	
20	Maycon Irineu(1982) Brazil	Rnd 1	9.20	9.10	9.40	9.20	9.10	2.30	29.80	60.80
		Rnd 2	9.40	9.50	9.50	9.50	9.50	2.50	31.00	
21	Mark Harbora(1985) Canada	Rnd 1	9.50	9.30	9.40	9.30	9.30	2.30	30.30	60.80
		Rnd 2	9.40	9.10	9.40	9.30	9.30	2.50	30.50	
22	Keir Stewart(1986) Great Britain	Rnd 1	9.50	9.40	9.50	9.40	9.40	2.10	30.40	60.70
		Rnd 2	9.50	9.40	9.40	9.40	9.40	2.10	30.30	

J. Harbora

WinTWK-V1 4 103 - 24.10.2003 16:21:30





Results Qualification

16th World Age Group Games

Hannover - Germany

- 24.10.2003 -



FONDÉE EN 1981

28 - DMT- Boys - 17+		J1	J2	J3	J4	J5	Diff	Points	Total	
23	Alexey Volgin(1986) Russia	Rnd 1	9.00	9.00	9.20	9.20	9.20	1.70	29.10	60.00
		Rnd 2	9.50	9.60	9.50	9.60	9.50	2.30	30.90	
24	Jorge Merino(1982) Portugal	Rnd 1	9.10	9.20	9.30	9.10	9.20	2.70	30.20	60.00
		Rnd 2	9.10	9.10	9.00	8.90	9.00	2.70	29.80	
25	Luis Carrones(1983) Brazil	Rnd 1	9.20	9.10	9.30	9.30	9.10	2.10	29.70	59.70
		Rnd 2	9.30	9.30	9.30	9.50	9.40	2.00	30.00	
26	Daniel Walker(1980) USA	Rnd 1	9.30	9.20	9.30	9.20	9.30	3.10	30.90	59.40
		Rnd 2	8.90	8.80	8.90	9.00	8.80	1.90	28.50	
27	Jamie O'Toole(1986) Ireland	Rnd 1	9.40	9.30	9.40	9.40	9.30	1.60	29.70	59.20
		Rnd 2	9.30	9.30	9.30	9.20	9.30	1.60	29.50	
28	Mamoru Uri(1985) Japan	Rnd 1	9.30	9.20	9.20	9.10	9.00	1.50	29.00	58.30
		Rnd 2	9.20	9.20	9.20	9.20	9.20	1.70	29.30	
29	Christopher Hodg(1986) Australia	Rnd 1	6.70	6.70	6.70	6.70	6.70	1.10	21.20	51.70
		Rnd 2	9.40	9.30	9.40	9.50	9.40	2.30	30.50	
30	James Shirvingtor(1985) Australia	Rnd 1	9.20	9.00	9.30	9.30	9.20	2.50	30.20	51.60
		Rnd 2	6.70	6.70	6.70	6.70	6.70	1.30	21.40	
31	Tomoharu Hashimoto(1985) Japan	Rnd 1	6.70	6.70	6.60	6.70	6.60	1.10	21.10	51.30
		Rnd 2	9.50	9.50	9.40	9.40	9.40	1.90	30.20	
32	Alun Brace(1986) Great Britain	Rnd 1	9.30	9.20	9.40	9.40	9.20	1.90	29.80	50.90
		Rnd 2	6.70	6.60	6.70	6.70	6.70	1.00	21.10	
33	Yuma Shimakawa(1985) Japan	Rnd 1	9.30	9.30	9.50	9.40	9.50	2.30	30.50	30.50
		Rnd 2	0.00	0.00	0.00	0.00	0.00	0.00	0.00	
34	Christophe Van de Poel Belgium	Rnd 1	9.30	9.20	9.30	9.20	9.10	2.10	29.80	29.80
		Rnd 2	0.00	0.00	0.00	0.00	0.00	0.00	0.00	
35	Pauric Dooley(1980) Ireland									
35	Simon Flannery(1984) Ireland									
35	Stephen Gray(1984) Ireland									

Handwritten signature

WinTWK-V1 4 103 - 24.10.2003 16.21.31

